

**OptiLight**  
roof windows

*Optimal light*



[www.optilight.info](http://www.optilight.info)

*good quality at an affordable price*



## Optimal-technical solutions

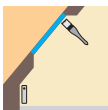
OptiLight is the new brand on the roof window market, offering a high quality product at an affordable price.

The modern technology of woodworking and preparation of raw materials, the quality control at every stage of the production process and quality tests carried out by independent laboratories are a guarantee of high quality in OptiLight roof windows.

Thanks to the applied industrial design of the metal cladding parts, the OptiLight gains modern and attractive look.

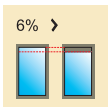
## Advantages of OptiLight windows

### High-quality wood



Wooden elements of the OptiLight windows are made from especially sorted, highest quality pinewood which is bonded in layers, impregnated, and coated with an ecological acrylic finish. The wood is protected on the outer surface with weather and UV resistant aluminium profiles.

### Thermally insulated glazing unit



The window has a large effective glazing area, which allows more light to enter the room. All windows are double glazed, and use a single chambered construction and acoustic properties, while the U coefficient of the pane is 1.1 [W/m<sup>2</sup>K]. Space between panes is filled with inert gas. The internal pane is coated with a heat reflecting low-emission layer, external glass toughened. It helps to reduce heat loss during winter and overheating during summer.



### The air inlet



The air inlet of OptiLight V type efficiency is up to 20 [m<sup>3</sup>/h]. It is the air quantity, which flows into the room through the window with 78cm or 114 cm width and pressure difference of 10 Pa. Windows with 78cm width and bigger have in the air-inlet slot 2 openings. In windows with 55 and 66 cm width, air-inlet efficiency will be respectively lower and is 15 [m<sup>3</sup>/h]. The windows with 55 and 66 cm width are equipped with air-inlet slot with one opening.

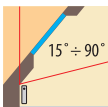
### The convenience of use



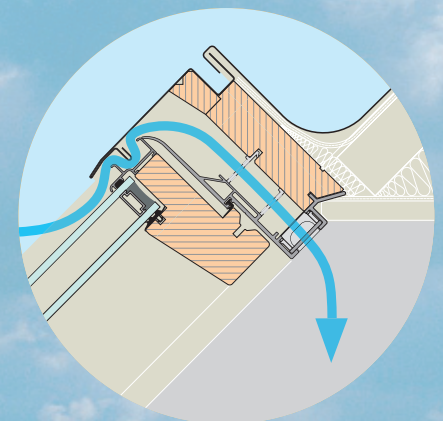
OptiLight windows have a centre-pivoting construction. The hinges installed in the middle of the window allow the sash to be opened in a range of positions and to be rotated up to 180 degrees. The handle design enables tight closing and two positions of micro ventilation. The handle positioned at the bottom of the sash makes using the window easier and more comfortable, irrespective of the height at which the window is installed. Pivot structure and functional handle placed in the bottom part of the sash ensures comfortable use and operation.



### The wide range of applications



Thanks to the construction of windows and flashings OptiLight windows can be installed on roofs at any pitch between 15 to 90 degrees.





## Flashings



Flashing TZ



Flashing TS

A flashing is an essential element allowing correct installation of a roof window in the roof slope. The precisely designed systemic elements of the flashing enable tight and durable integration of the window with roofing. It is very important as the main task of the flashing is to drain water and snow away from the window and protect it against the wind. The flashings are manufacture from aluminium sheet, coated with hard-wearing polyester lacquer. The basic colour is grey – brown (RAL 7022), thanks to which windows go well with standard colours of roofing materials.

The range of products offered by Kronmat includes the following types of flashings:

- **TZ** for profiled roofing materials up to 45 mm thick such as: tile, corrugated sheet metal;
- **TS** for flat roofing materials (slate, shingles) up to 16 mm thick;
- **TZ-N2** for horizontal combinations and corrugated roofing materials – windows in sizes 78x118 and 78x140.

These flashings can be only used with OptiLight windows.

## Accessories

### A wide range of accessories



pleated blind APS



blackout blind ARF



venetian blind AJP



roller blind ARS

Fakro accessories, both internal and external, are available: roller blinds, venetian blinds, pleated blinds, blackout blinds, insect screens, awning blinds and external roller blinds can all be used with OptiLight windows. For operation of windows and accessories installed high out of reach special rods are available.

Additional accessories can be controlled manually or electrically, in a wide range of designs and colours to match any interior decor.

The wide range of accessories increases the functionality of the window, and offers the means of light control as well as energy used.



awning blind AMZ

## Sizes

### Optilight - centre pivot roof windows

sizes (cm)	55x78	55x98	66x118	78x98	78x118	78x140	114x118	134x98
glazing area (m <sup>2</sup> )	0,22	0,29	0,47	0,47	0,59	0,73	0,95	0,92
Number of windows on the pallet	12	12	12	9	9	9	9	9

The complete set consists of a window and a flashing. To ensure correct installation of the roof window with the roofing material, the correct flashing is must be used.

- Maximum quantity of windows put on the pallet in horizontal position is 10 units Position windows with the glazing unit to the top according to the marking.
- All metal cladding elements of the OptiLight window are to be found in flashing.

## Simple installation



Installation kit with brackets, screws, plastic wedge and handle are included with the window. Brackets enable easy fitting of the window into the roof, and the plastic wedge allows levelling of the window.

Every window and flashing is supplied with instructions giving a step by step guide to ensure successful installation.

Detailed information and optilight installation manual is available on our web site:

[www.optilight.info](http://www.optilight.info)

