
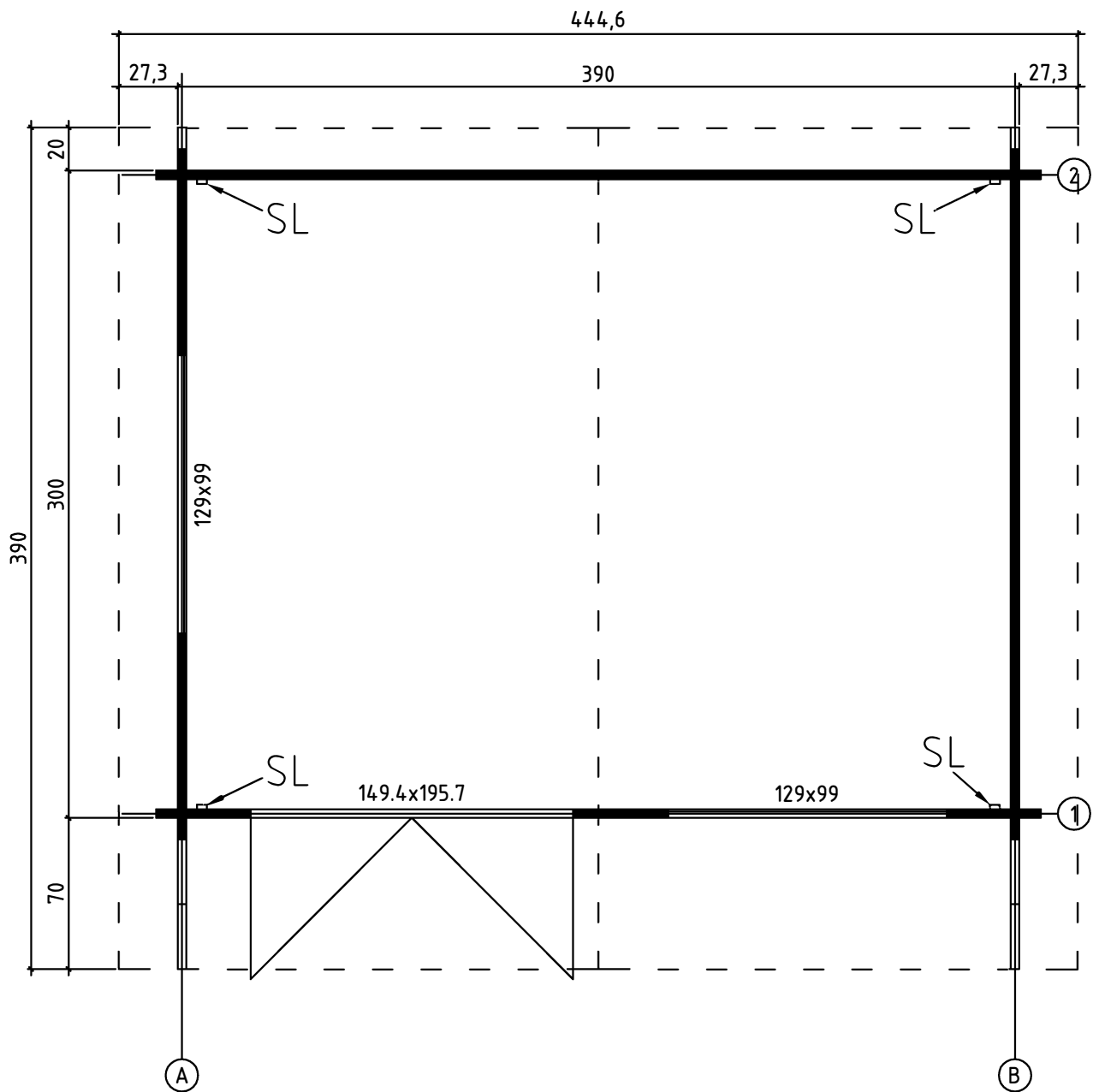


# Frideborg A

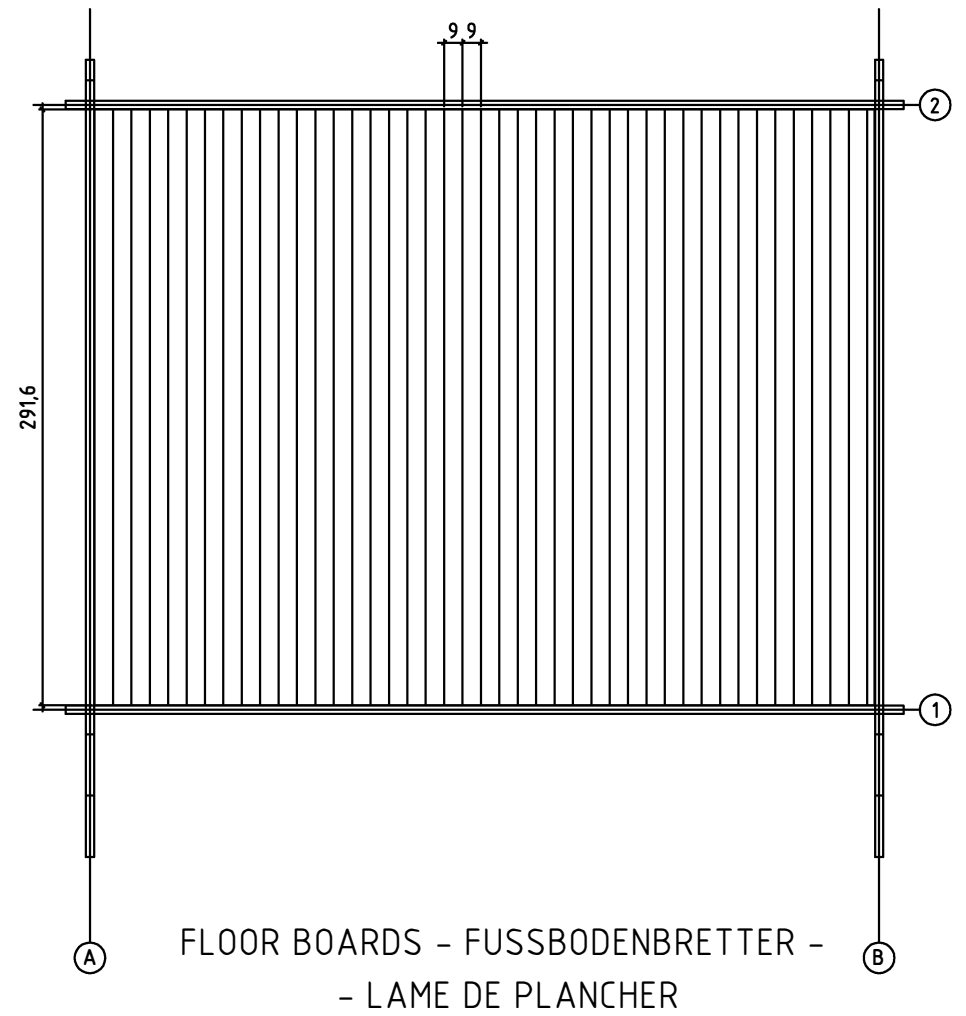
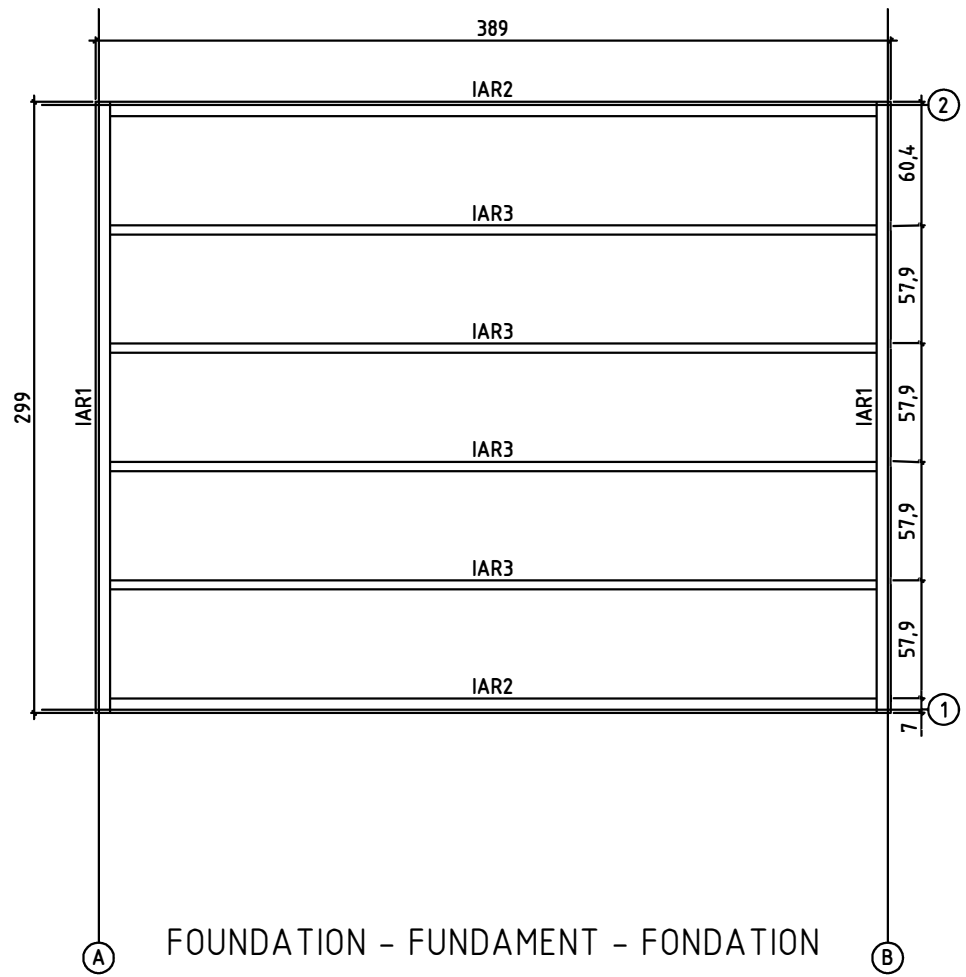
1/8

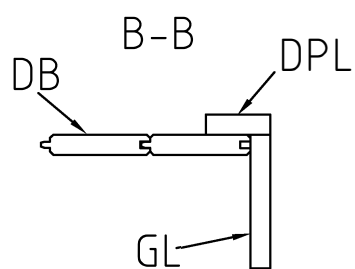
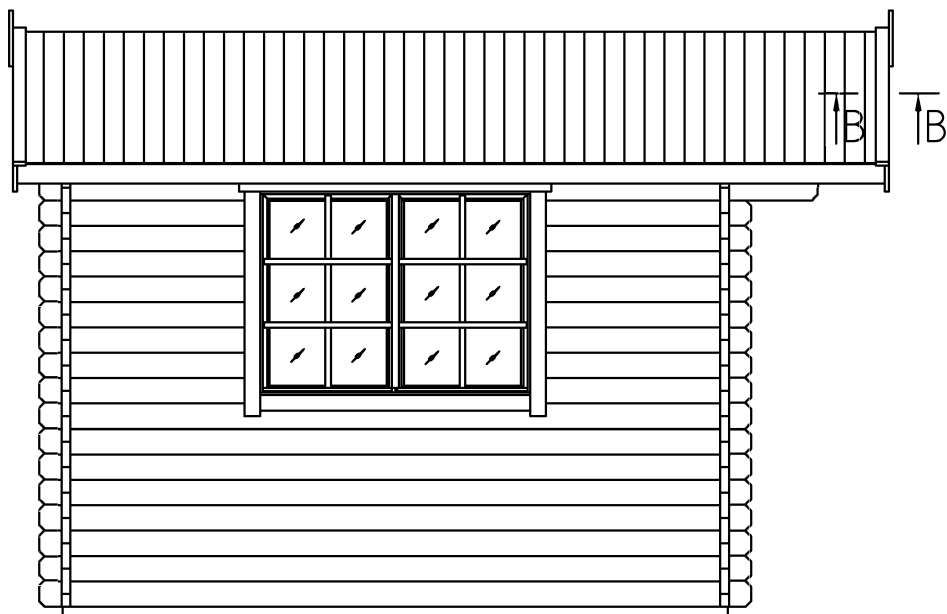
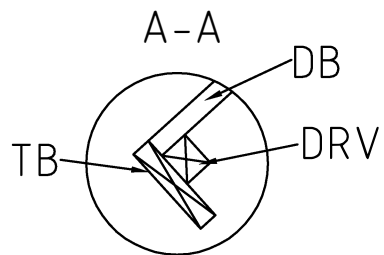
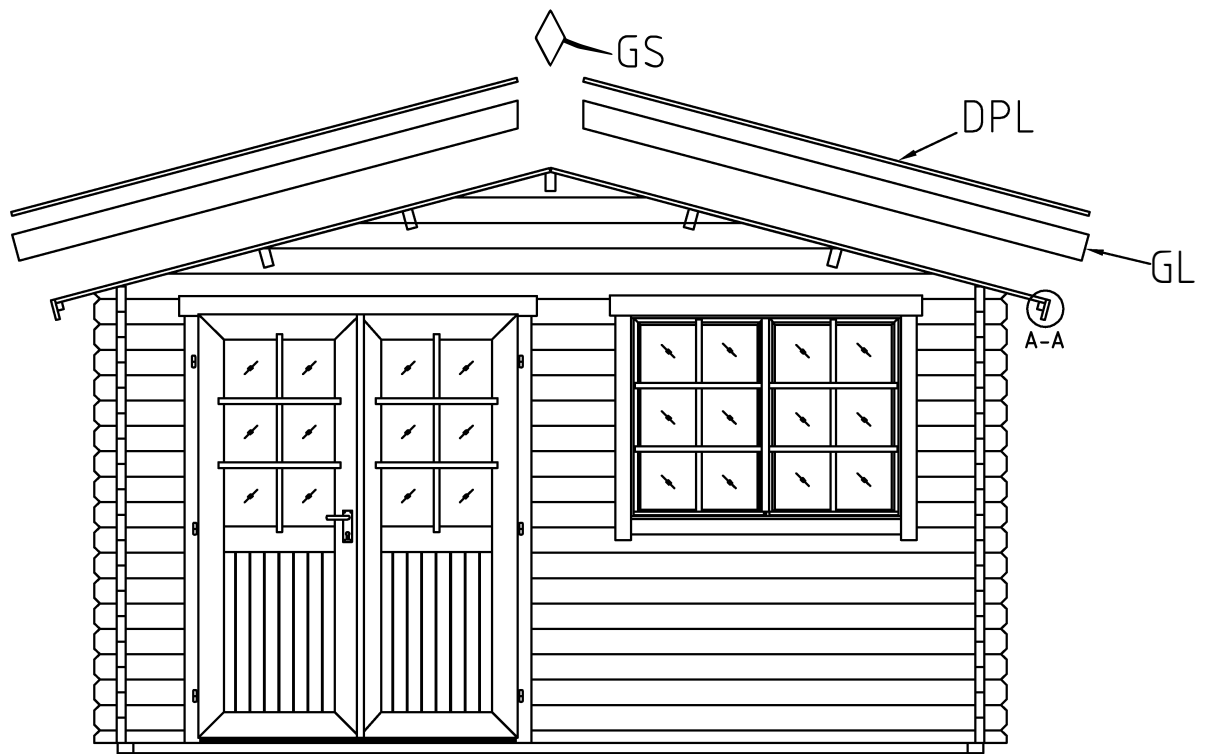



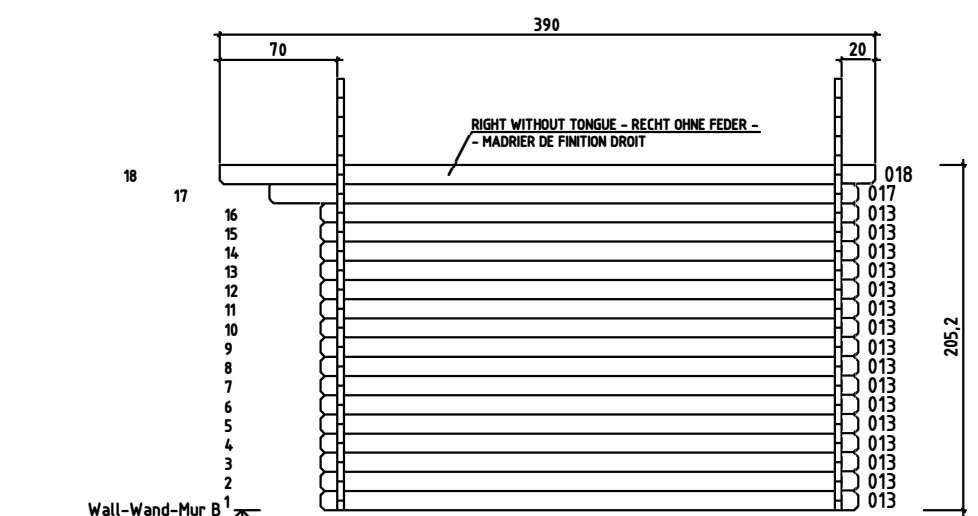

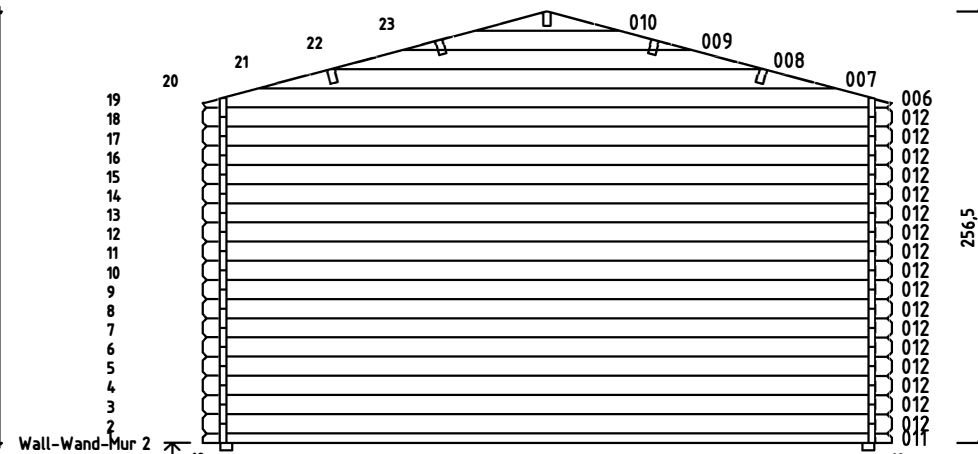
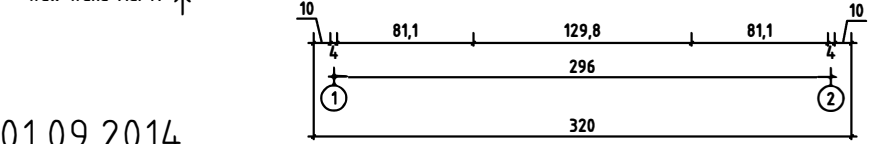
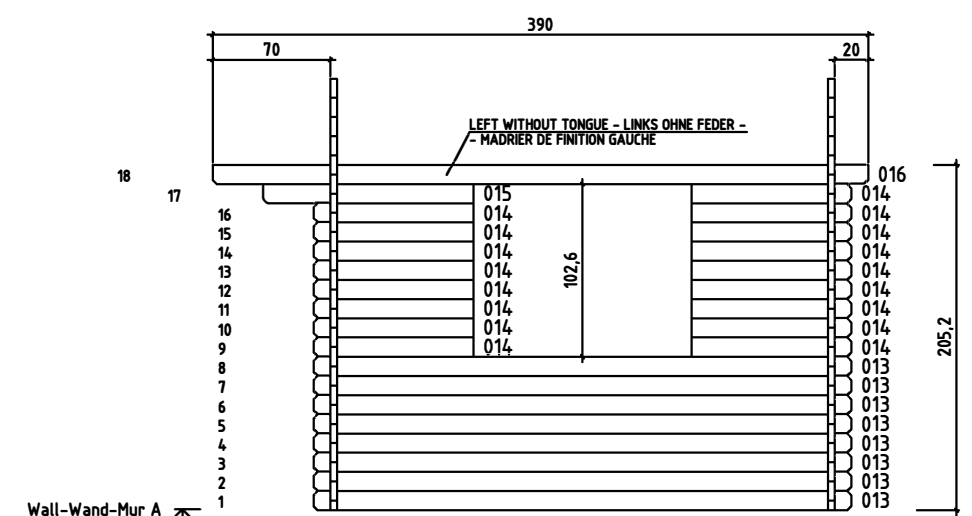

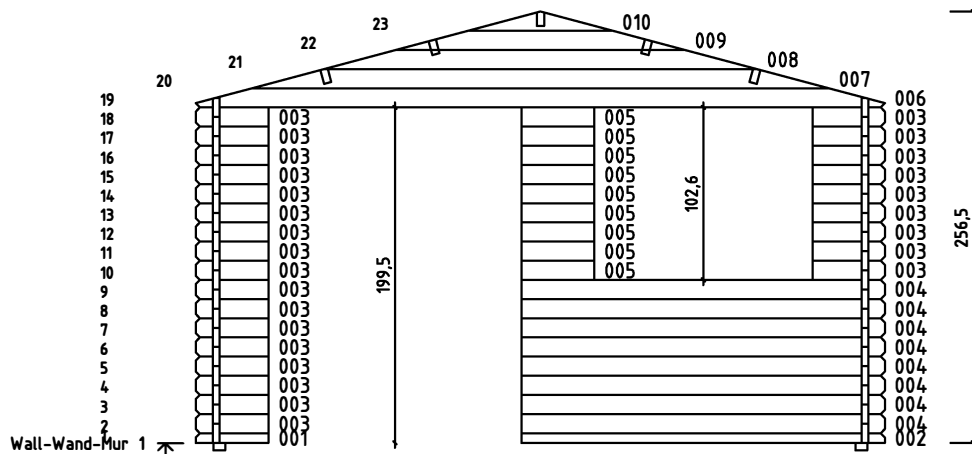
1.09.2014
























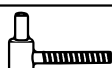

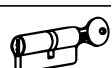
GROUNDPLAN - GRUNDPLAN - PLAN DE MASSE






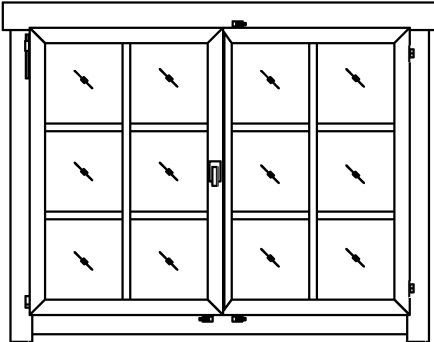






Pos	01.09.2014	Piecelist - Stücklist - Liste des composants	6/8	Q.	P. (mm)	L. (mm)
001				1	40x57	432
002				1	40x57	2162
003				26	40x114	432
004				8	40x114	2162
005				9	40x114	432
011				1	40x57	4100
012				17	40x114	4100
013				24	40x114	3200
014				17	40x114	951
015				1	40x114	1251
016				1	40x120	3900
017				1	40x114	3500
018				1	40x120	3900
W1-1 W2-1				2		
IAR1		FOUNDATION - FUNDAMENT - FONDATION		2	70x45	2990
IAR2		FOUNDATION - FUNDAMENT - FONDATION		2	70x45	3750
IAR3		FOUNDATION - FUNDAMENT - FONDATION		4	45x45	3750
PR1		ROOF BEAM - DACHBALKEN - PANNE DE TOIT		1	44x140	3900
APR1		ROOF BEAM - DACHBALKEN - PANNE DE TOIT		4	44x140	3900
		FLOOR BOARDS - FUSSBODENBRETTER - LAME DE PLANCHER		43	90x18	2916
DB		ROOF BOARDS - DACHBRETTER - VOLIGES		88	90x18	2300
		FLOOR FILLET-FUSSBODENLEISTE - CORNIERE DE FINITION DU PLANCHER			18x18	13.46
DPL		ROOFING FELT FILLET - DACHPAPPENLEISTE - - BAGUETTE DE FIXATION DU FEUTRE BITUMEUX		4	18x58	2350
TB		EAVES BOARD - TRAUFBRETT - BANDEAU DE TOIT		2	18x90	3900

Pos	01.09.2014	Piecelist - Stücklist - Liste des composants	7/8	Q.	P. (mm)	L. (mm)
DRV	ROOF EDGE REINFORCEMENT - DACHRANDVERSTÄRKUNG - - CORNIERE DE RENFORT DE BORD DE TOIT		2	28x34	3900	
GL	GABLE MOULDING - GIEBELLEISTE - - PLANCHE DE RIVE		4	18x120	2350	
SL	STORM PROTECTION - STURMLEISTE - - LATTE ANTI-TEMPETE		4	22x45	2000	
GS	GABLE SEGMENT-DECKBLATT - LOSANGE DE FINITION		2			
	HAMMER BLOCK - SCHLAGHOLZ - CALLE DE FRAPPE 40mm		1		300	
	SCREW FOR FUNDAMENT - SCHRAUBEN ZUR BEFESTIGUNG FUNDAMENT - - VIS POUR FONDATION		8	5x90		
	SCREW FOR FUNDAMENT - SCHRAUBEN ZUR BEFESTIGUNG FUNDAMENT - - VIS POUR FONDATION		4	5x120		
	SCREW FOR 1. WALL BEAM - SCHRAUBE FÜR 1. BOHLENREIHE - - VIS DE FIXATION DES FONDATIONS		6	5x90		
	ZN NAIL FOR FLOOR - ZN NÄGEL FÜR FUSSBODENBRETTER - - CLOUS POUR PLANCHER		264	2x50		
	ZN NAIL FOR FLOOR FILLET - ZN NÄGEL FÜR FUSSBODENLEISTE - - POINTE POUR CORNIERE DE FINITION DU PLANCHER		27	1.4x40		
	SCREW FOR ROOF BEAMS - SCHRAUBEN FÜR DACHBALKEN - - VIS POUR PANNE DE TOIT		14	5x120		
	ZN NAIL FOR ROOF - ZN NÄGEL FÜR DACHBRETTER - - POINTE POUR TOIT		372	2x50		
	SCREW FOR EAVES BOARDS - SCHRAUBEN FÜR TRAUFBRETTER - - VIS DE FIXATION POUR BANDEAU DE TOIT		18	4x40		
	SCREW FOR ROOF EDGE REINFORCEMENT - SCHRAUBEN FÜR DACHRANDVERSTÄRKUNG - VIS POUR RENFORT DE BORD DE TOIT		18	4x40		
	SCREW FOR GABLE MOULDING - SCHRAUBEN FÜR GIEBELLEISTE - - VIS DE FIXATION POUR PLANCHE DE RIVE		32	3.5x50		
	ZN NAIL FOR ROOFING FELT FILLET - ZN NÄGEL FÜR DACHPAPPENLEISTE - POINTE POUR BAGUETTE FIXATION FEUTRE BITUMEUX		24	2x40		
	SCREW FOR GABLE SEGMENT - SCHRAUBEN FÜR DECKBLATT - - VIS POUR FIXATION LOSANGE DE FINITION		4	3.5x35		
	WASHER FOR STORM PROTECTION - DICHTSCHEIBE FÜR STURMLEISTE - - RONDELLE POUR LAME ANTI-TEMPETE		8	D6		
	BOLT FOR STORM PROTECTION - BOLZEN FÜR STURMLEISTE - - VIS POUR LAME ANTI-TEMPETE		8	6x70		
	NUT FOR STORM PROTECTION - SCHRAUBENMUTTER FÜR STURMLEISTE - ÉCROU POUR LAME ANTI-TEMPETE		8	D6		
	SCREW FOR DOOR JAMB - SCHRAUBE FÜR TÜRRAHMEN - - VIS DE FIXATION POUR MONTANT DE PORTE		4	5x90		
	SCREW FOR DOORSTEP - SCHRAUBEN FÜR SWELLE - - VIS DE FIXATION DU SEUIL DE PORTE		3	4.5x65		
	MALE BOLT HINGE FOR DOOR - TÜRRIEGEL - - PARTIE MALE DE CHARNIERE DE PORTE		6	16x44/52		
	DOOR HANDLE FITTINGS-TÜRGRIF - - GARNITURE DE POIGNÉE DE PORTE		1			
	CYLINDER -ZYLINDERSCHLOSS - CYLINDRE DE SERRURE		1	30/35		

Pos	01.09.2014	Piecelist - Stücklist - Liste des composants	8/8	Q.	P. (mm)	L. (mm)
		SET OF DOOR LOCK COVERS - SCHLOSSBLENDEN - - SET DE GARNITURES DE SERRURE DE PORTE		1		
		SCREW FOR FILLET - SCHRAUBE ZUR BEFESTIGUNG TÜRLEISTE - - VIS D'ASSEMBLAGE DU CADRE DE PORTE		5	3x30	
		WINDOW HANDLE FITTINGS-FENSTERGRIFF - POIGNÉE D'OUVERTURE DE FENETRE		2		
		BOLT FOR WINDOW HANDLE FITTINGS - BOLZEN FÜR FENSTERGRIFF BESCHLAG - BOULON POUR POIGNÉE D'OUVERTURE DE FENETRE		4		
		SCREW FOR GEORGIAN BARS - SCHRAUBE FÜR SPROSSEN - VIS DE BARRES GEORGIENNE		36	2.5x20	
		WINDOW - FENSTER - FENETRE 1290x990 SGC	TAK.1.106.SSV.b	2		
						
		DOOR - TÜR - PORTE 1494x1957 SGC	TUK.2.056.SVV.MMb	1		
		