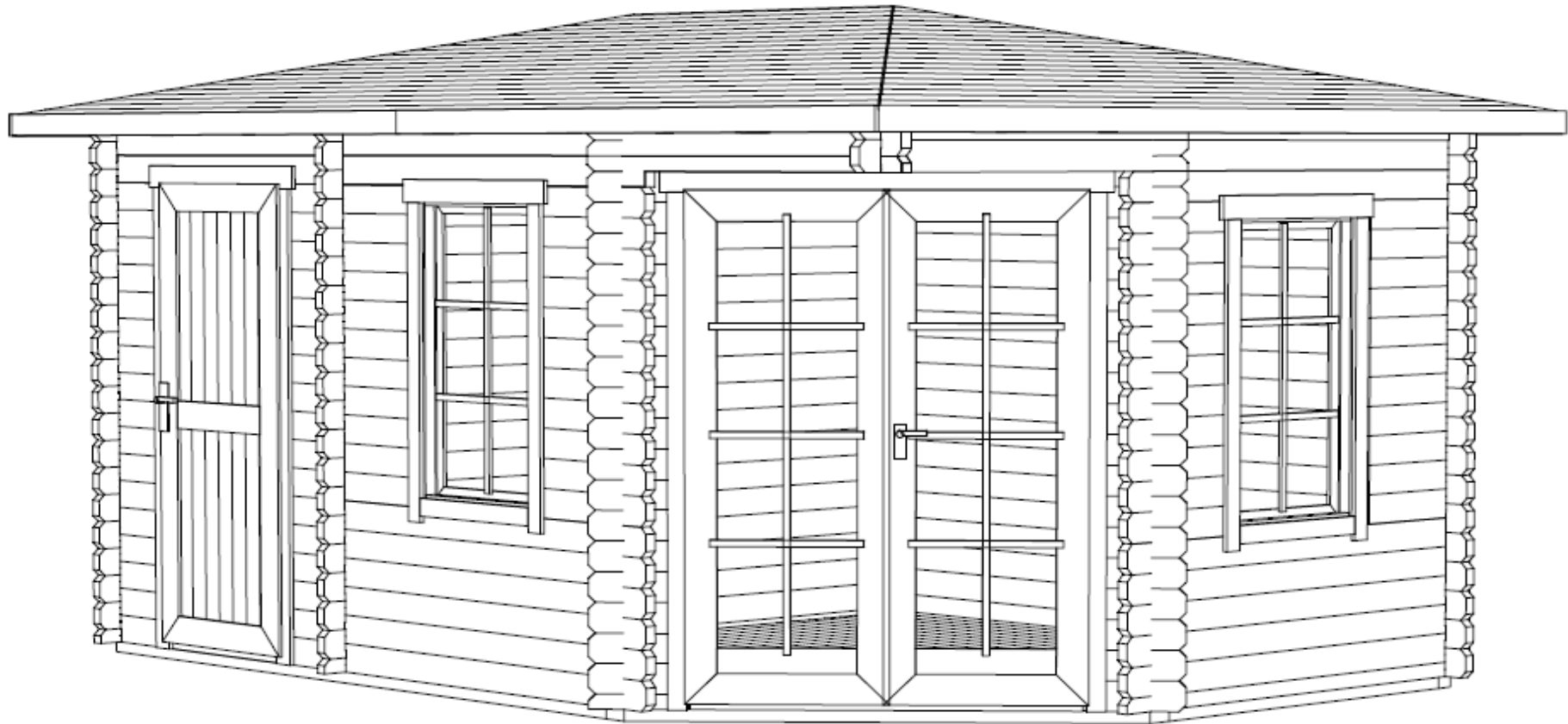
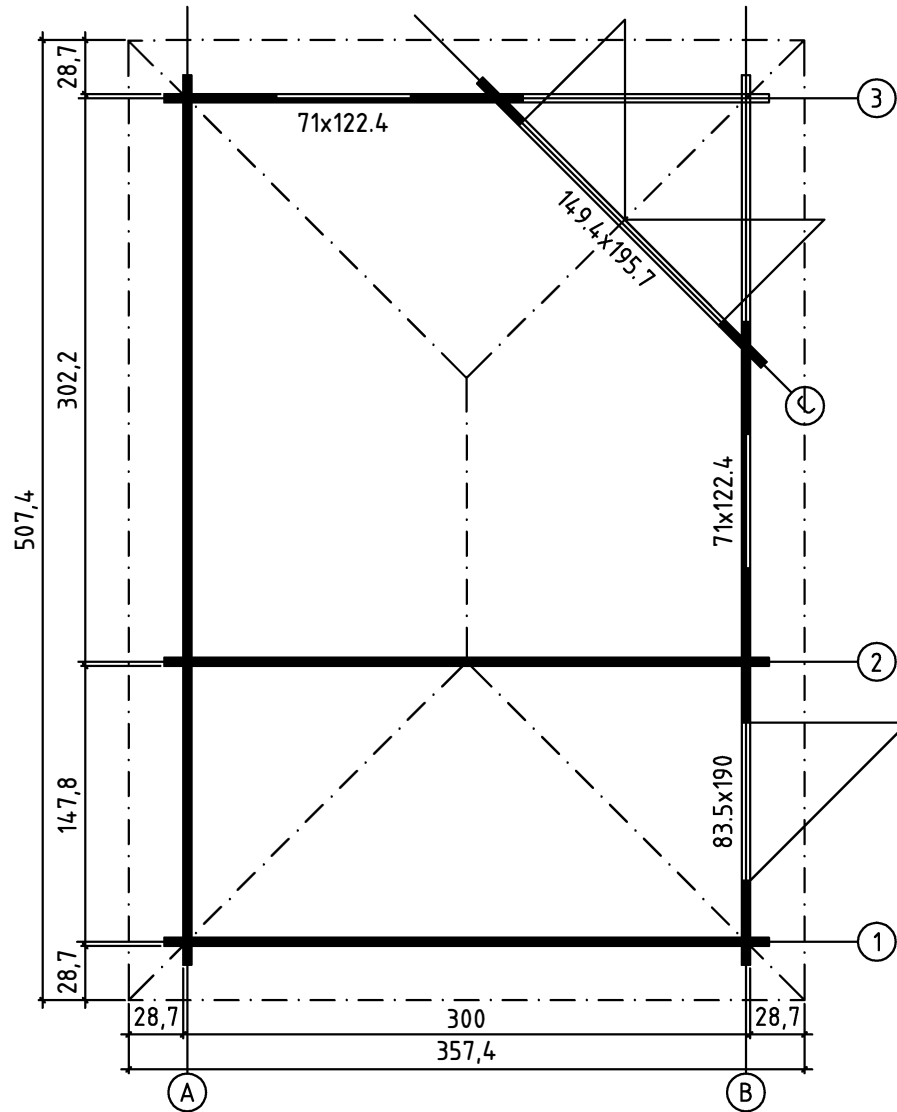


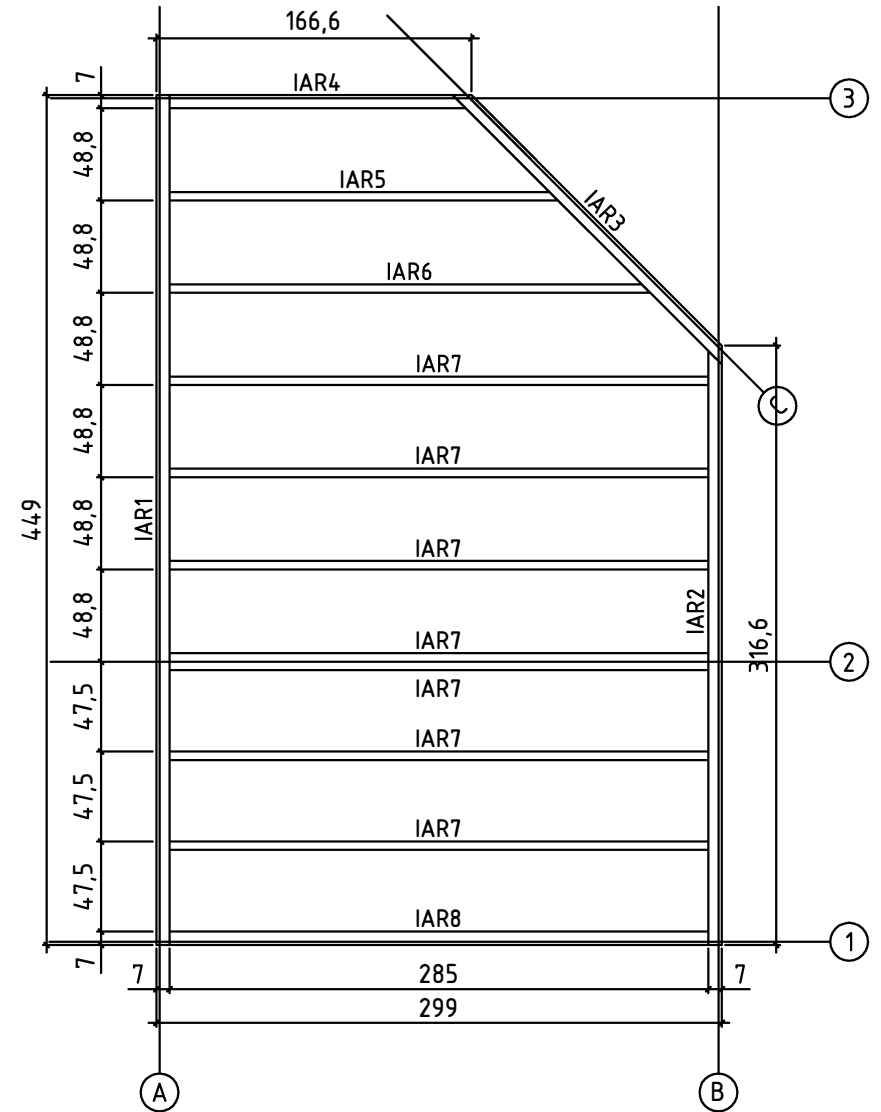
Gustav C
1/17



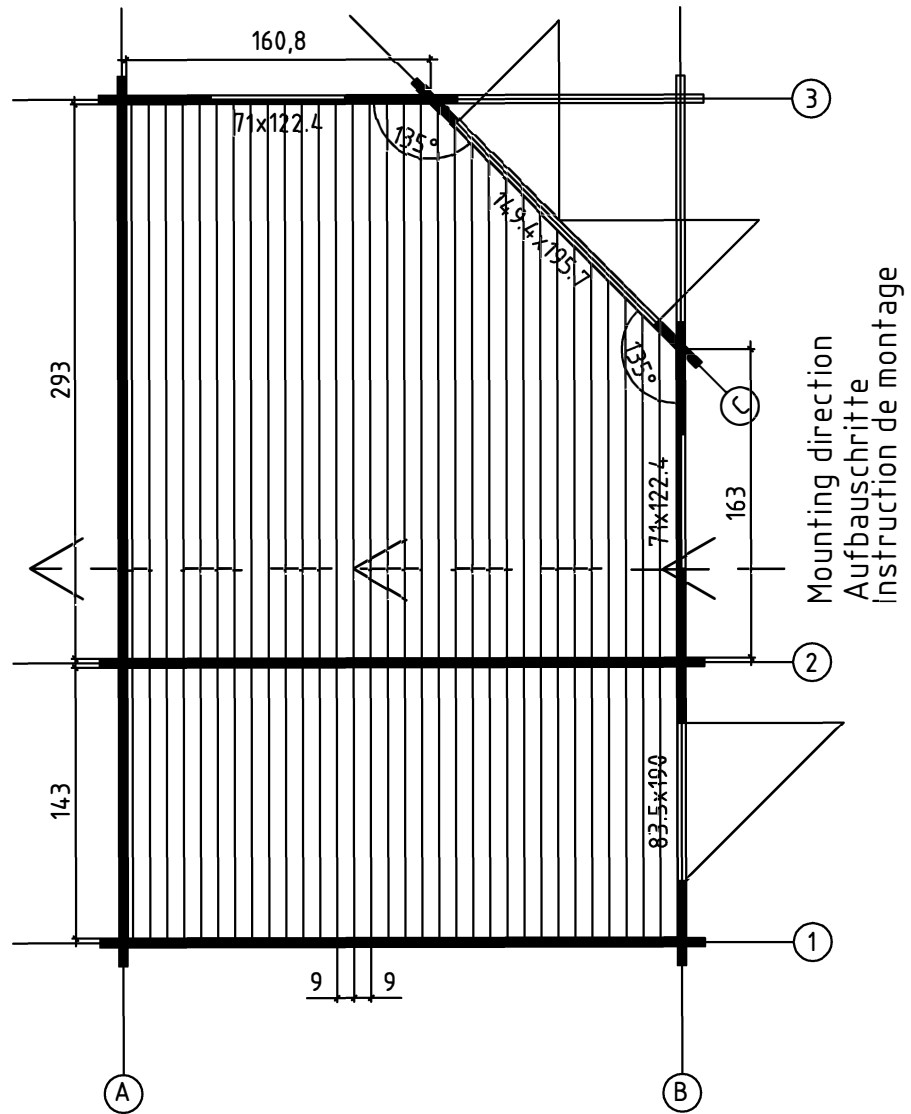
GROUNDPLAN - GRUNDPLAN - PLAN DE MASSE



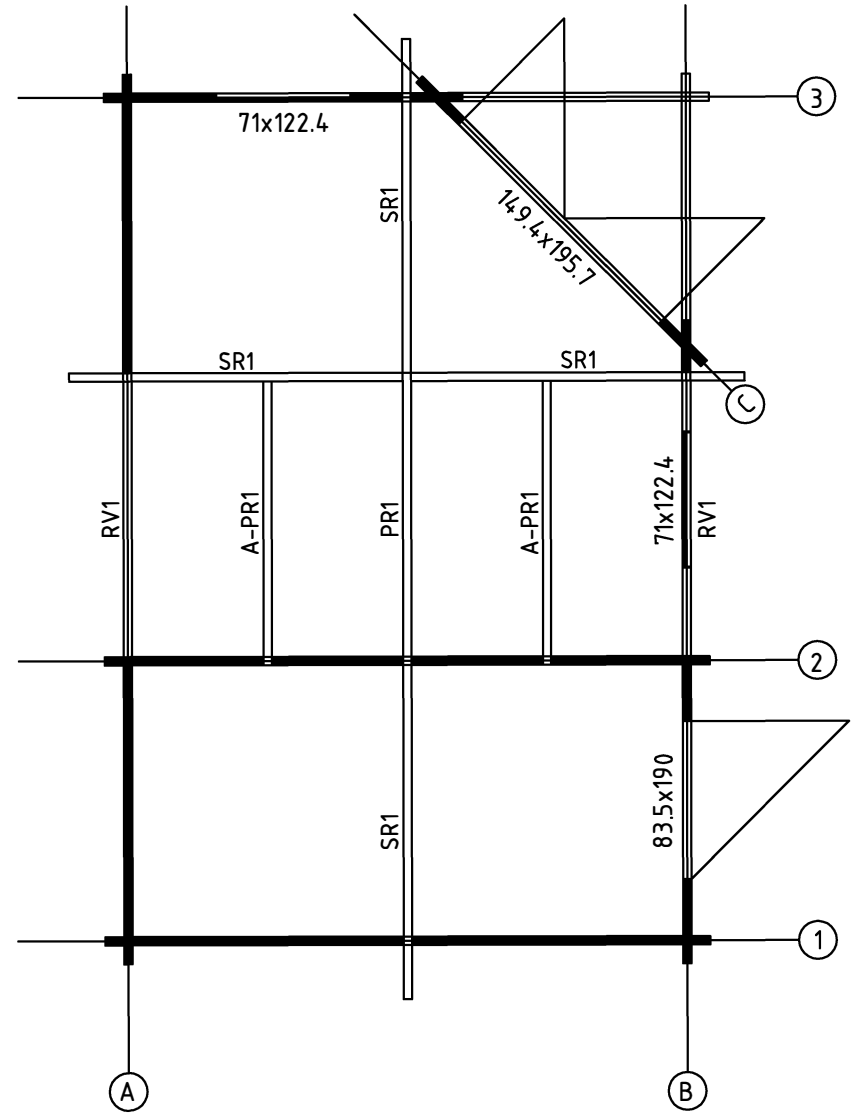
FOUNDATION - FUNDAMENT - FONDATION



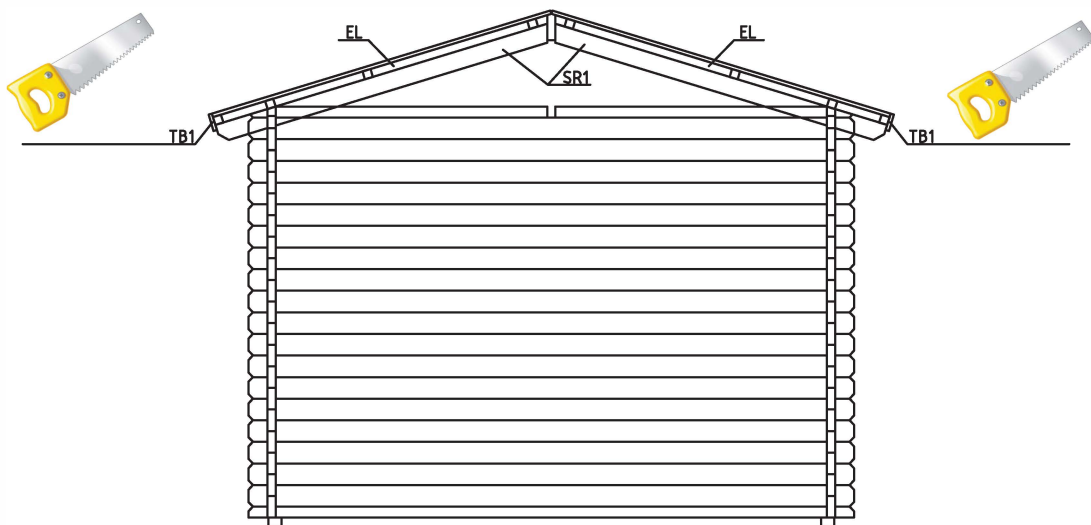
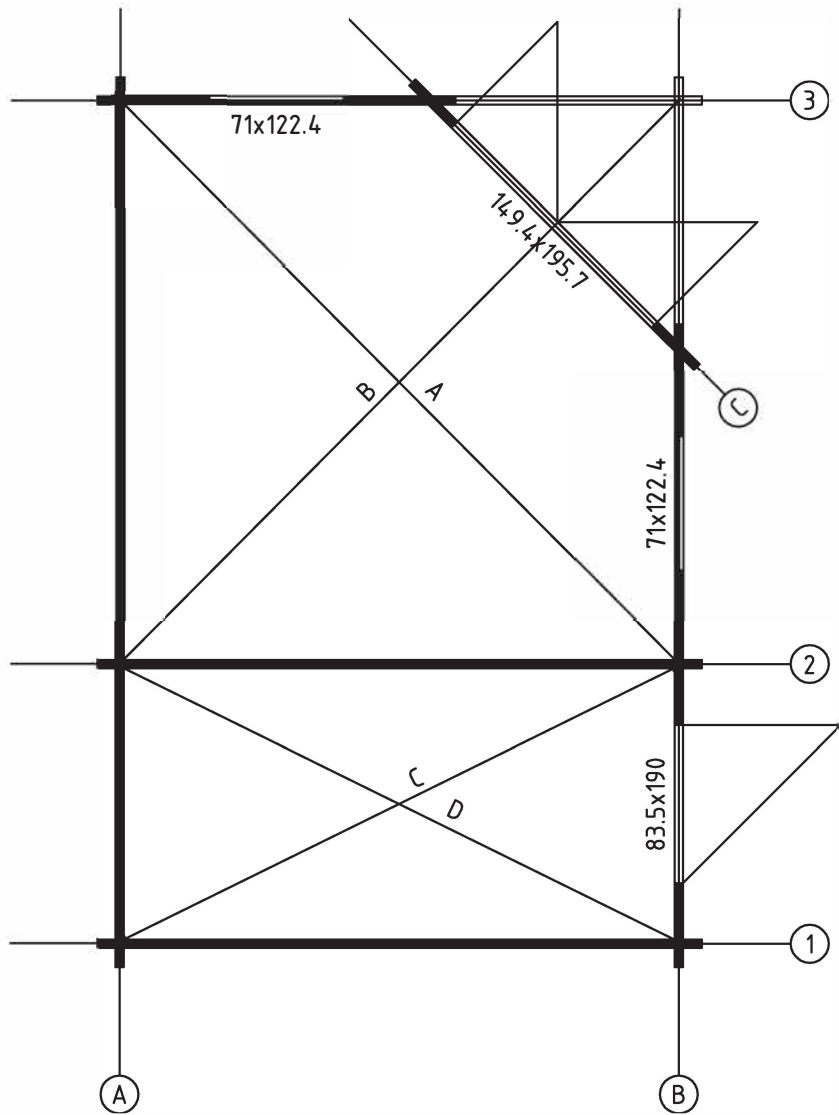
FLOOR BOARDS - FUSSBODENBRETTER - PLAN POSE PLANCHER

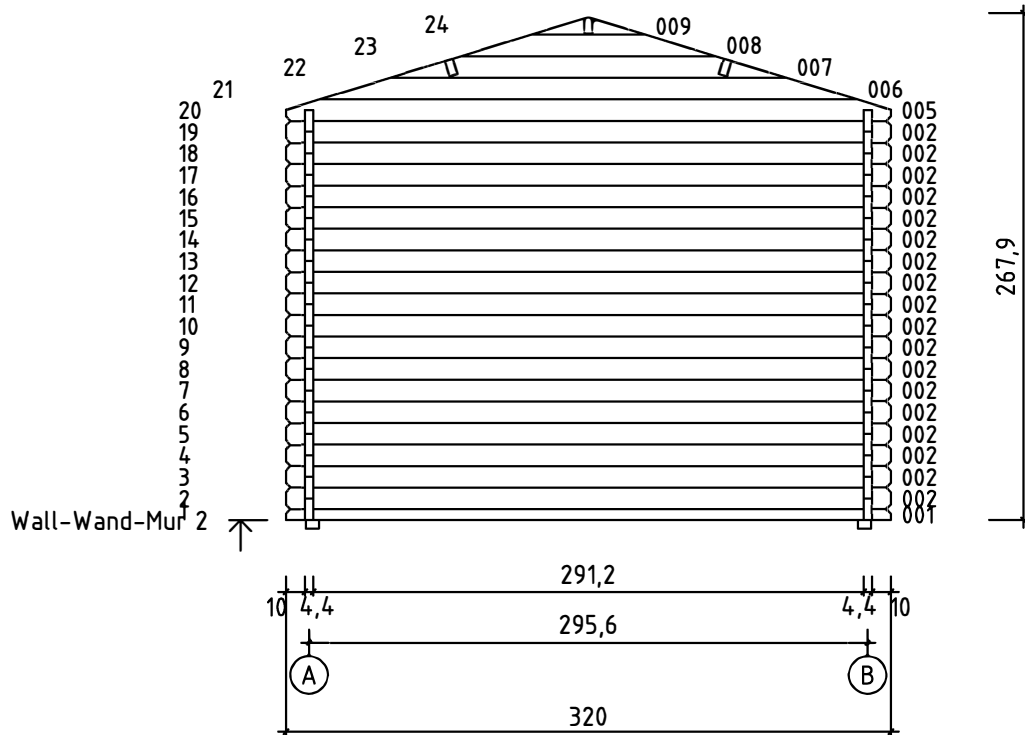
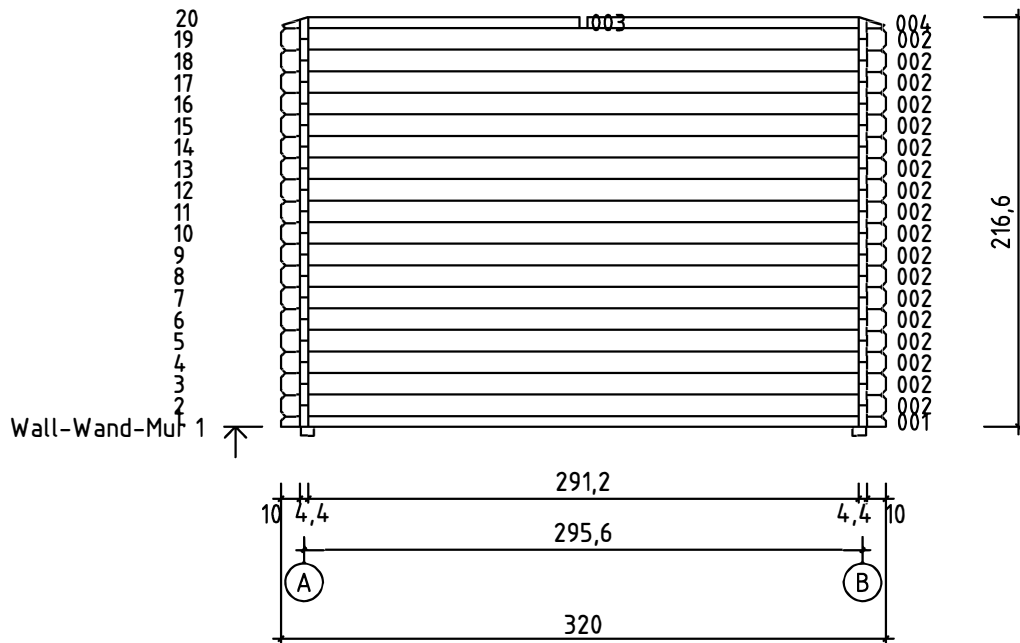


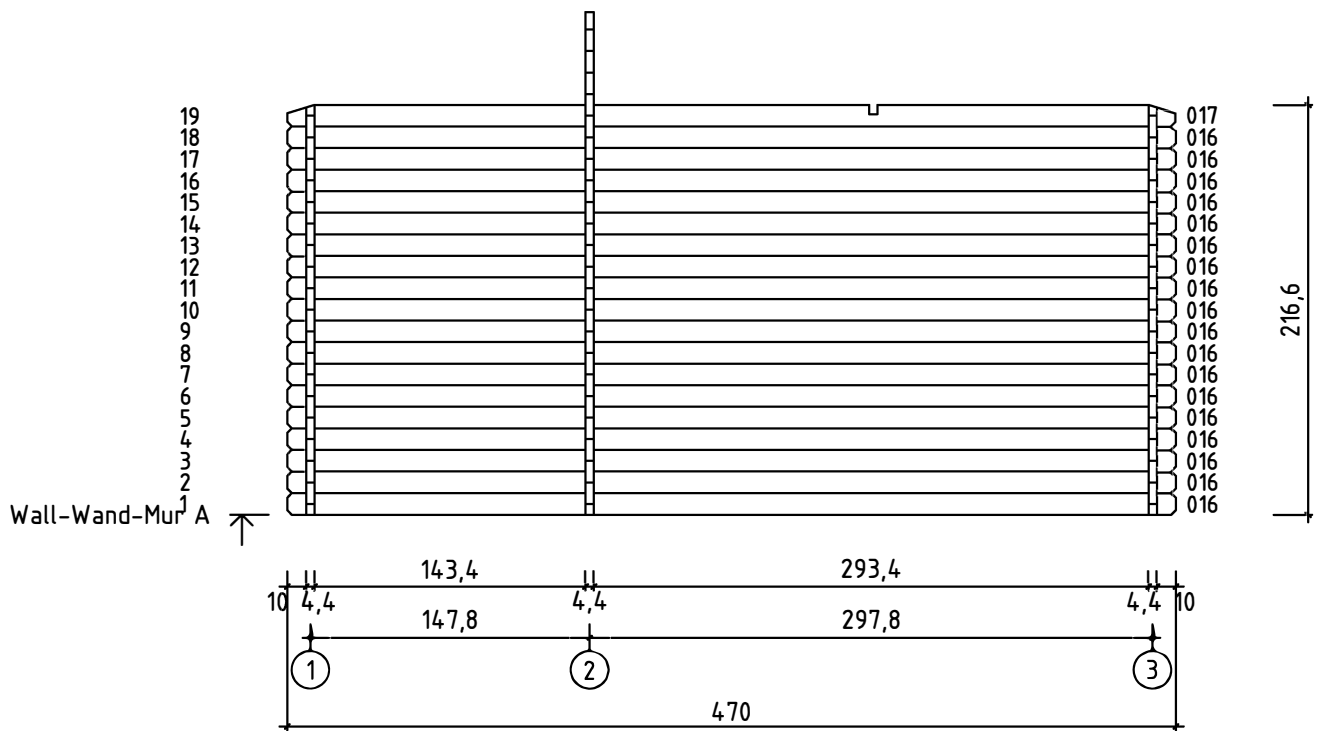
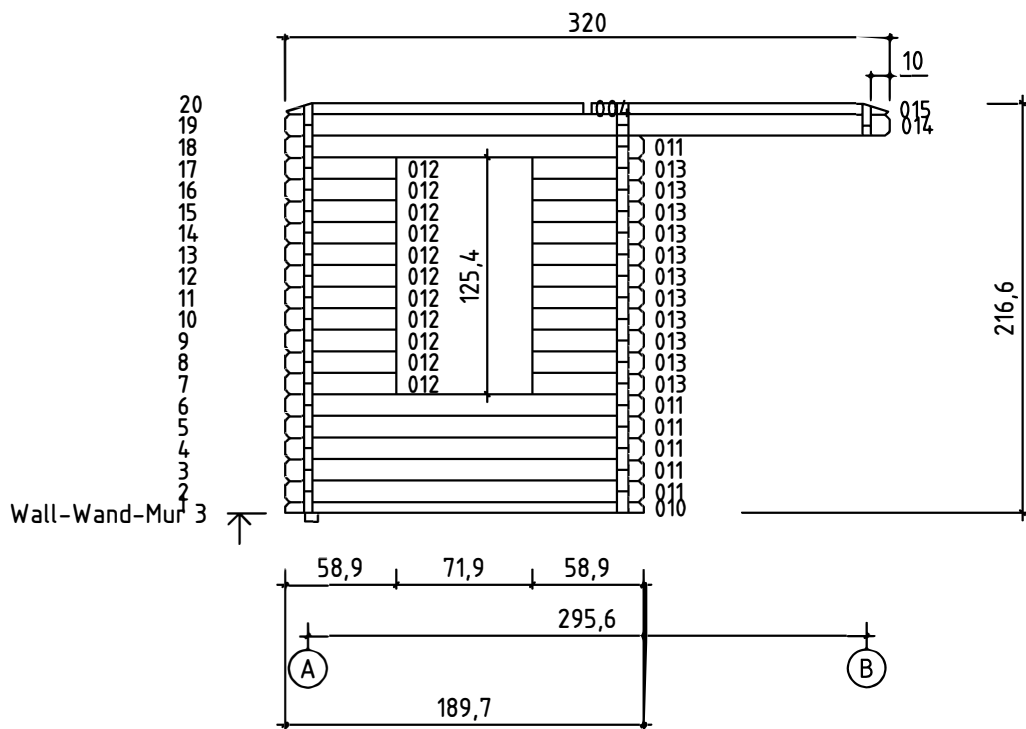
ROOF PLAN - DACH-PLAN - PLAN DU TOIT

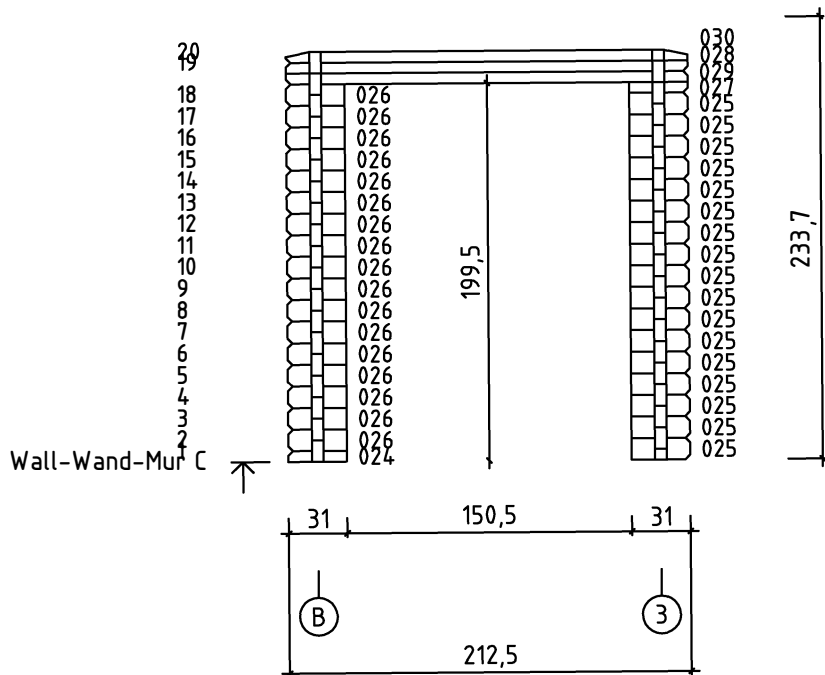
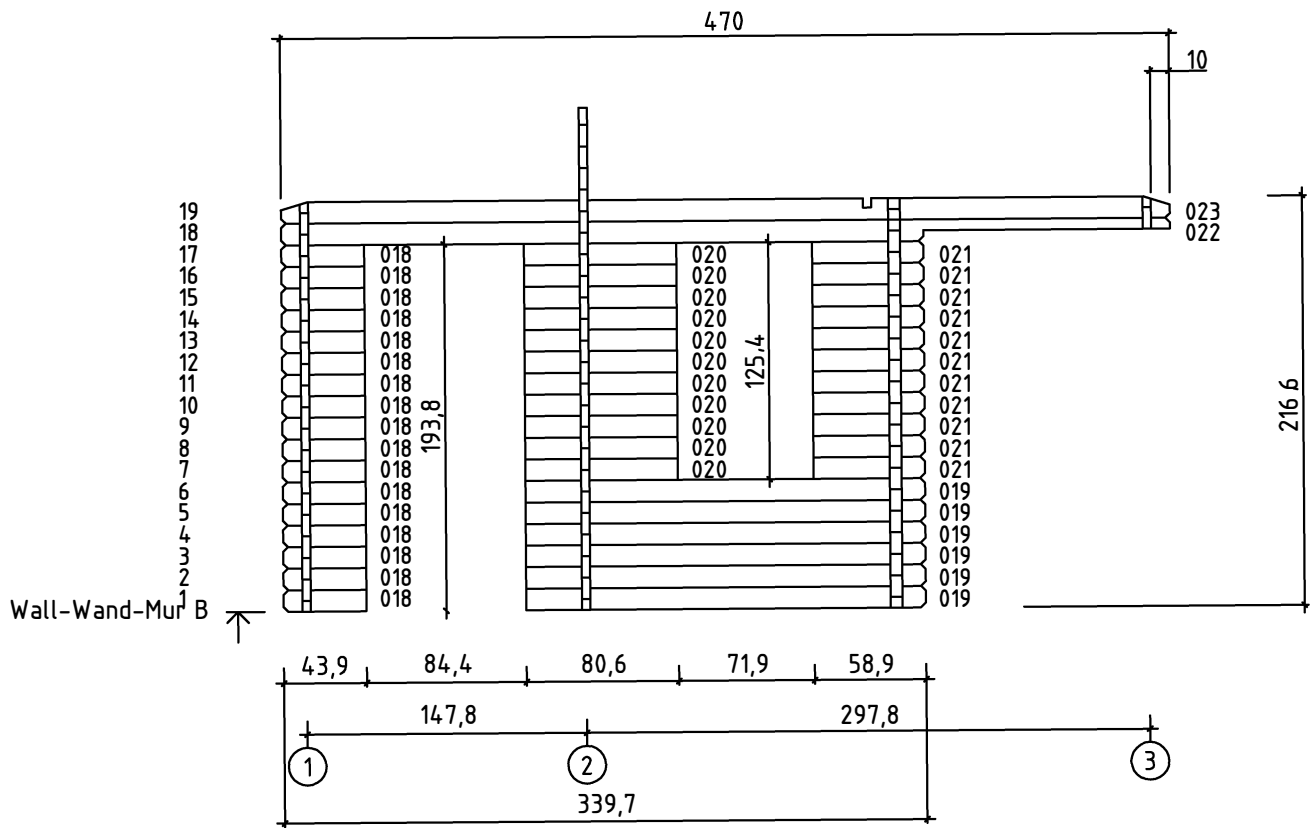


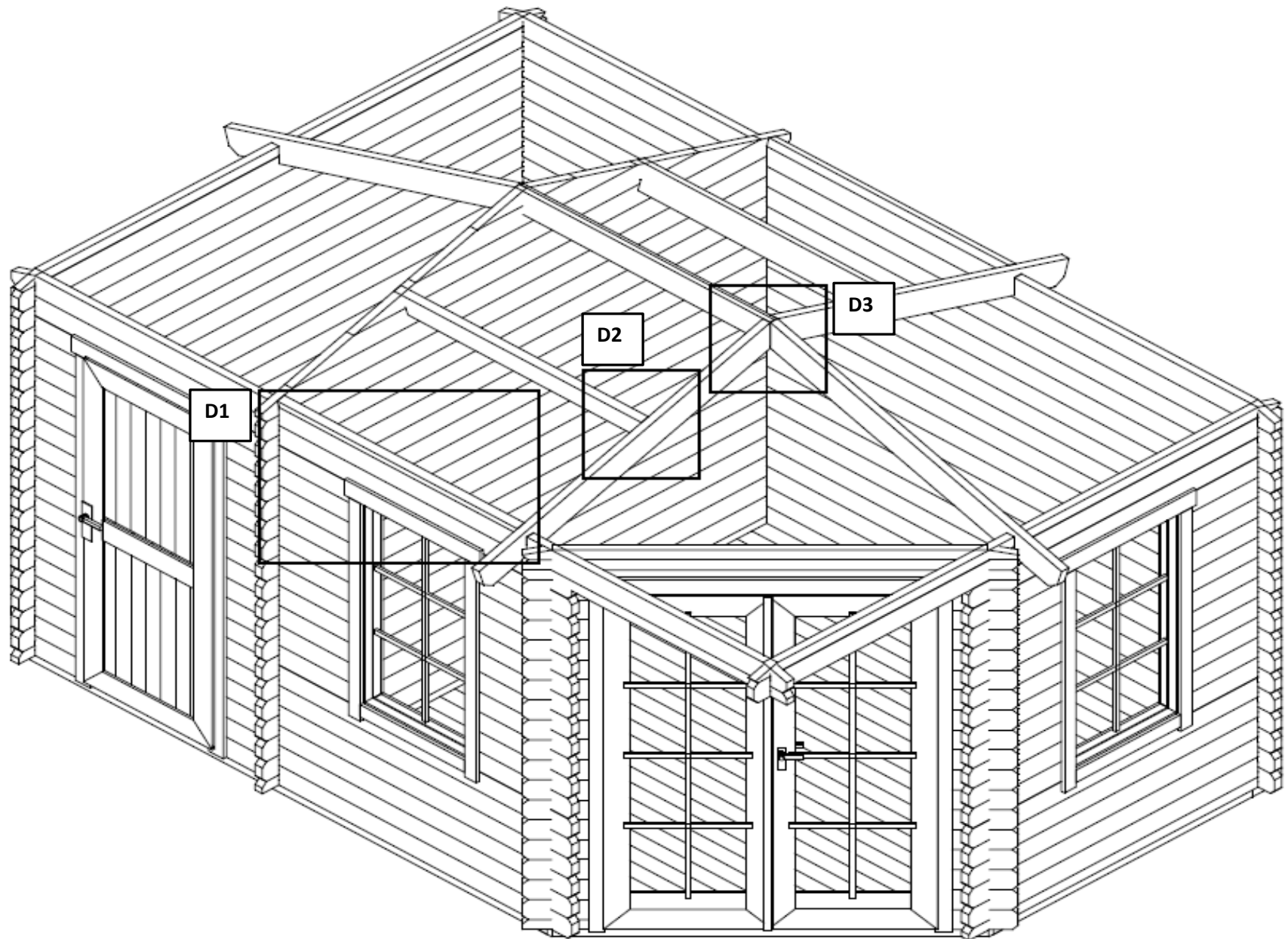
Diagonal must be equal A=B & C=D - Prüfung diagonale Austrichtung A=B & C=D - Controle des diagonales A=B & C=D

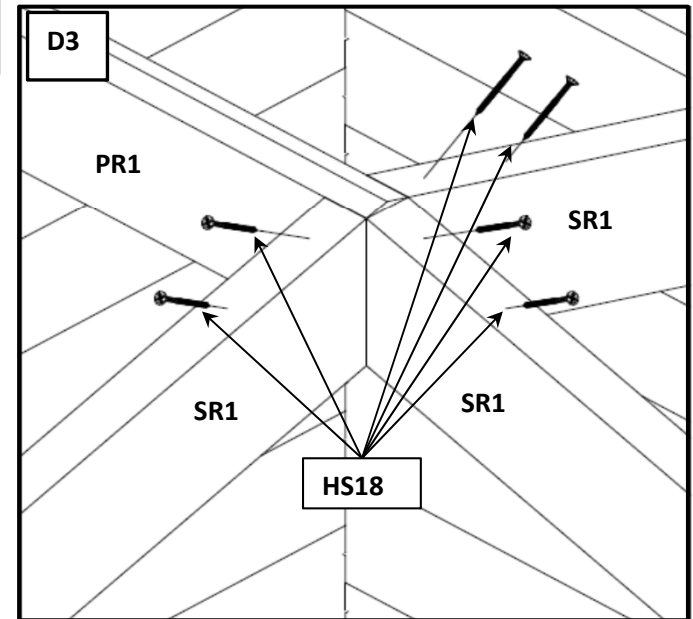
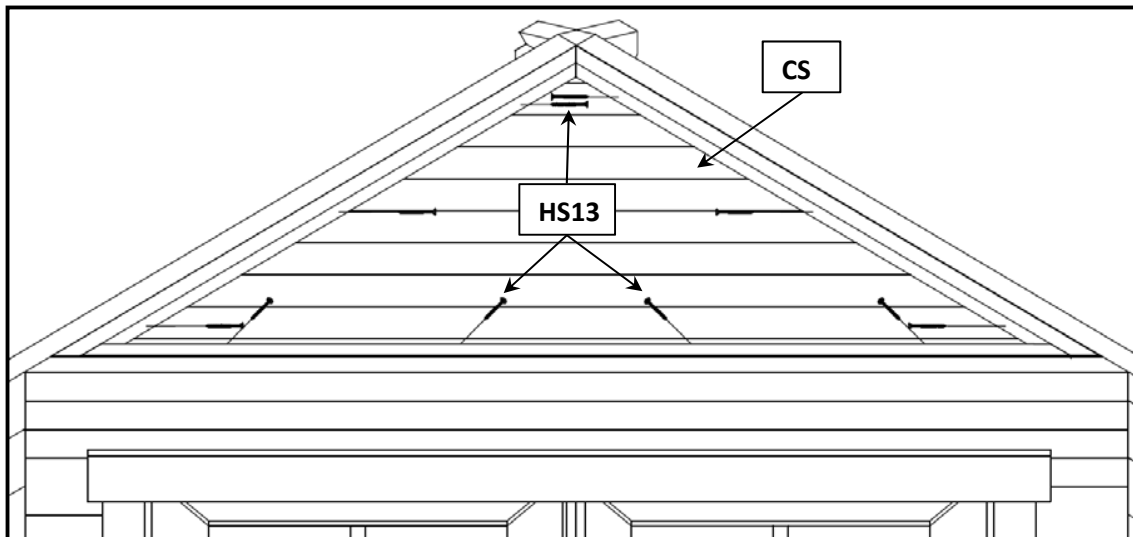
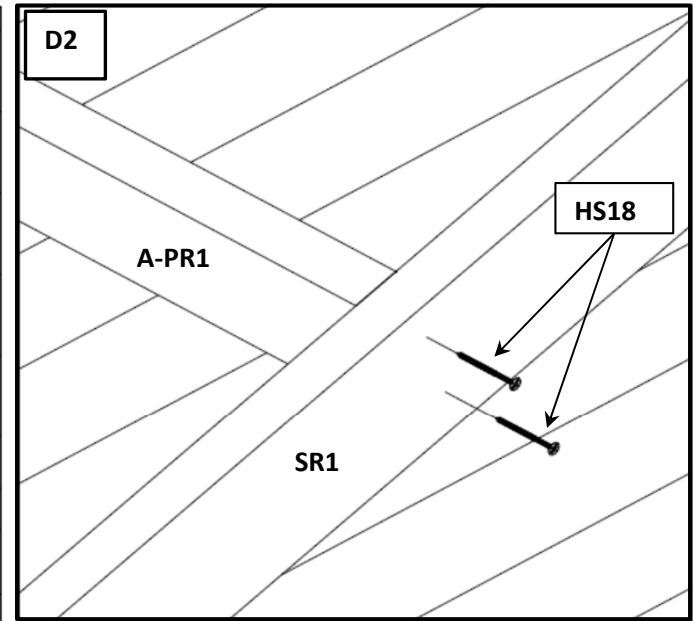
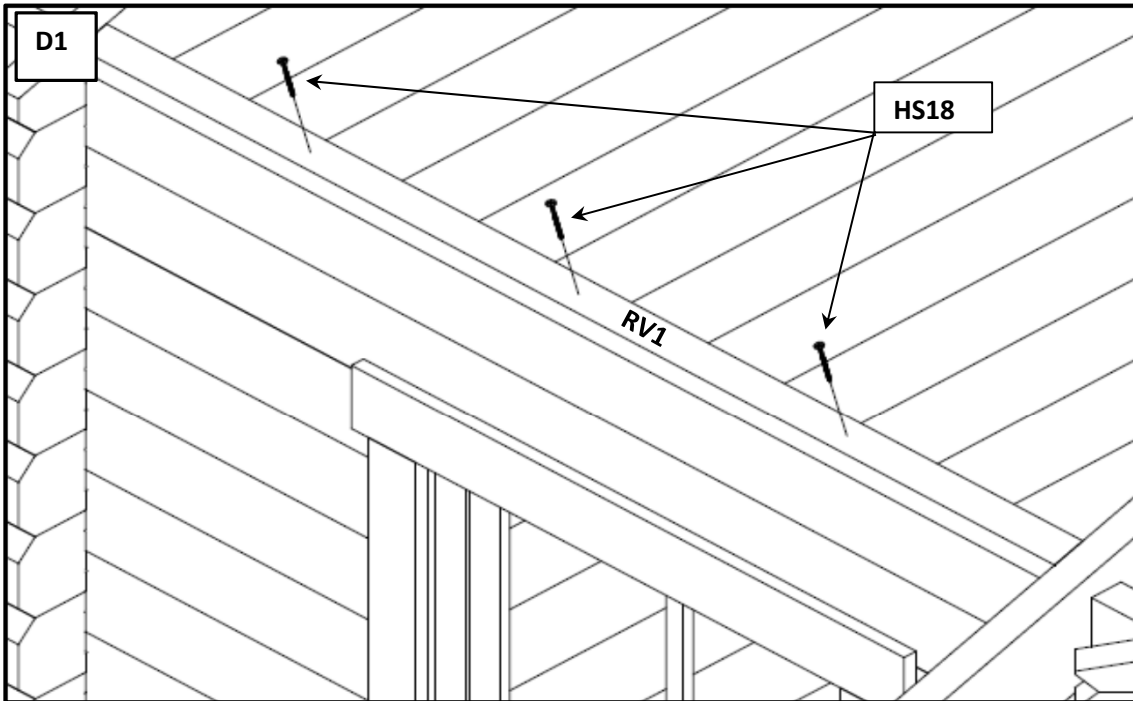




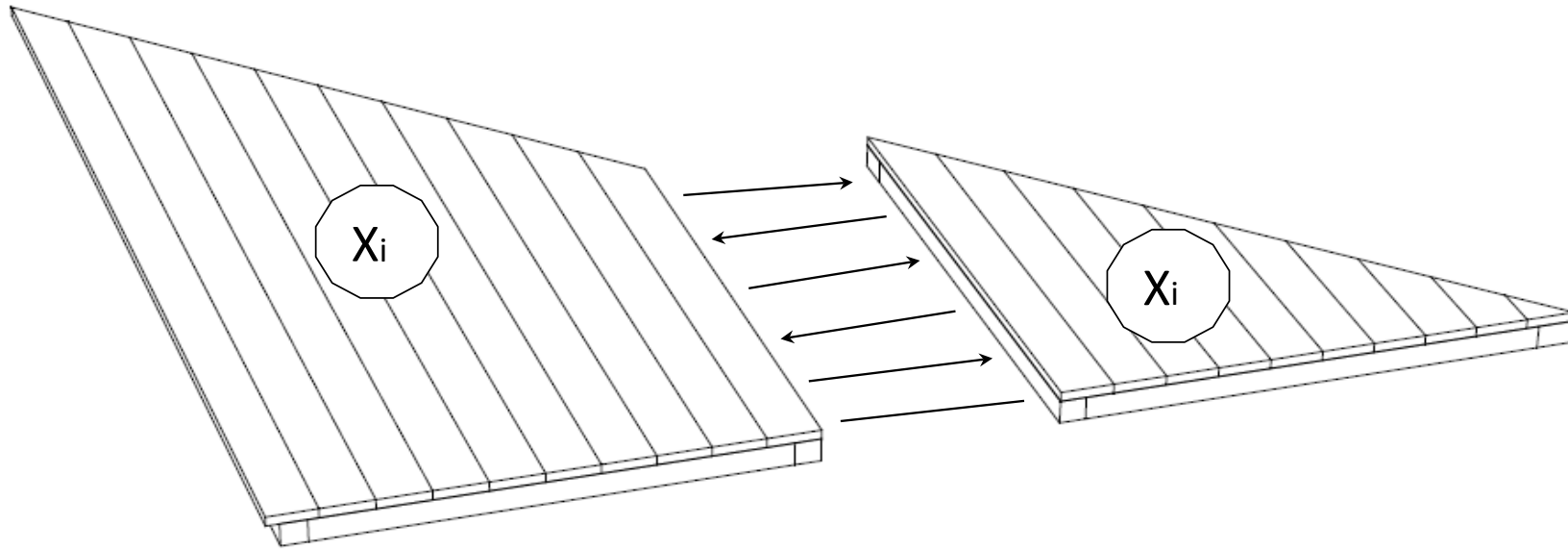




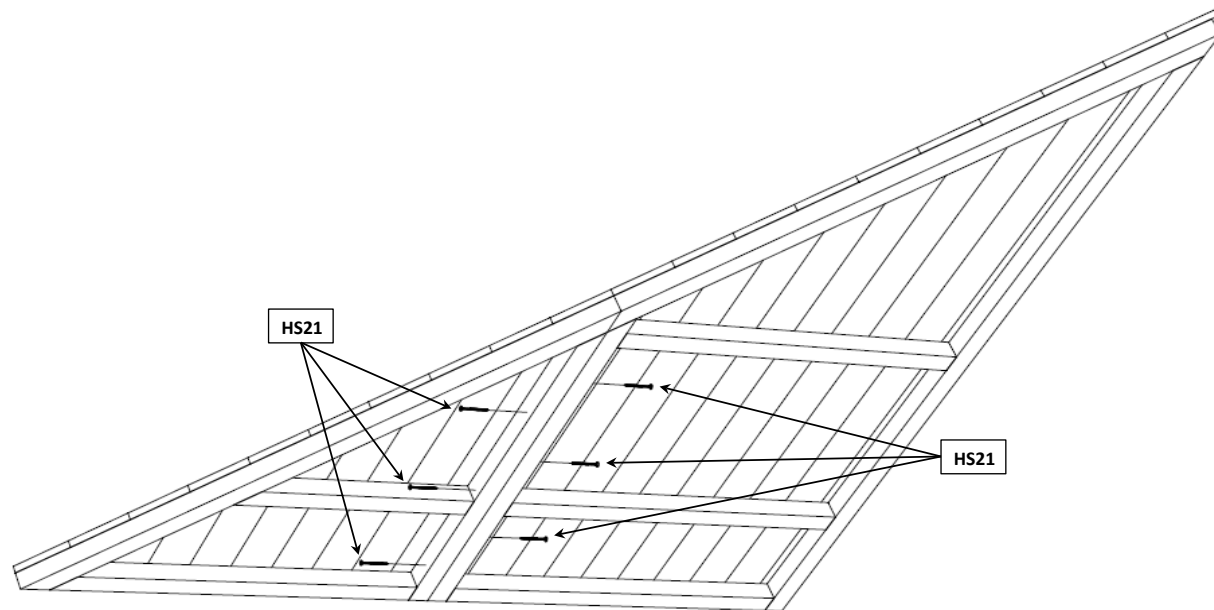




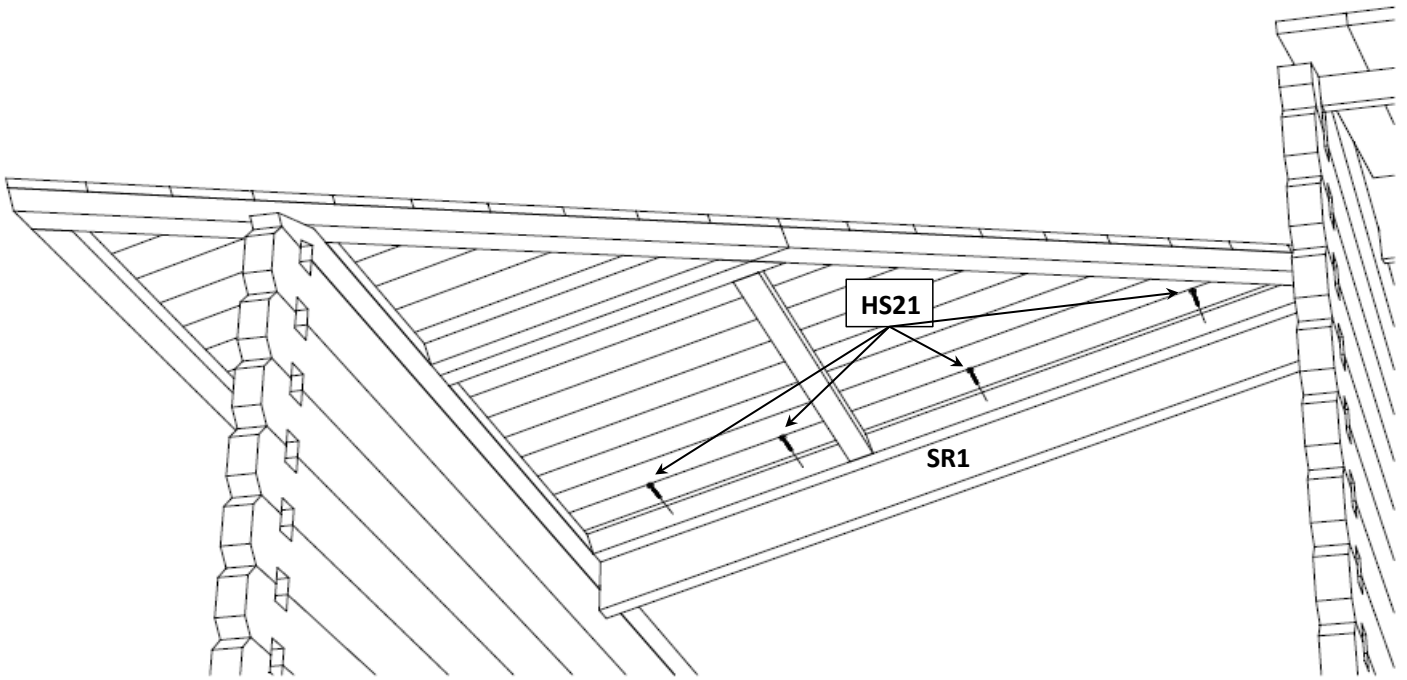
TOP VIEW - ANSICHT VON OBEH - VUE DE DESSUS



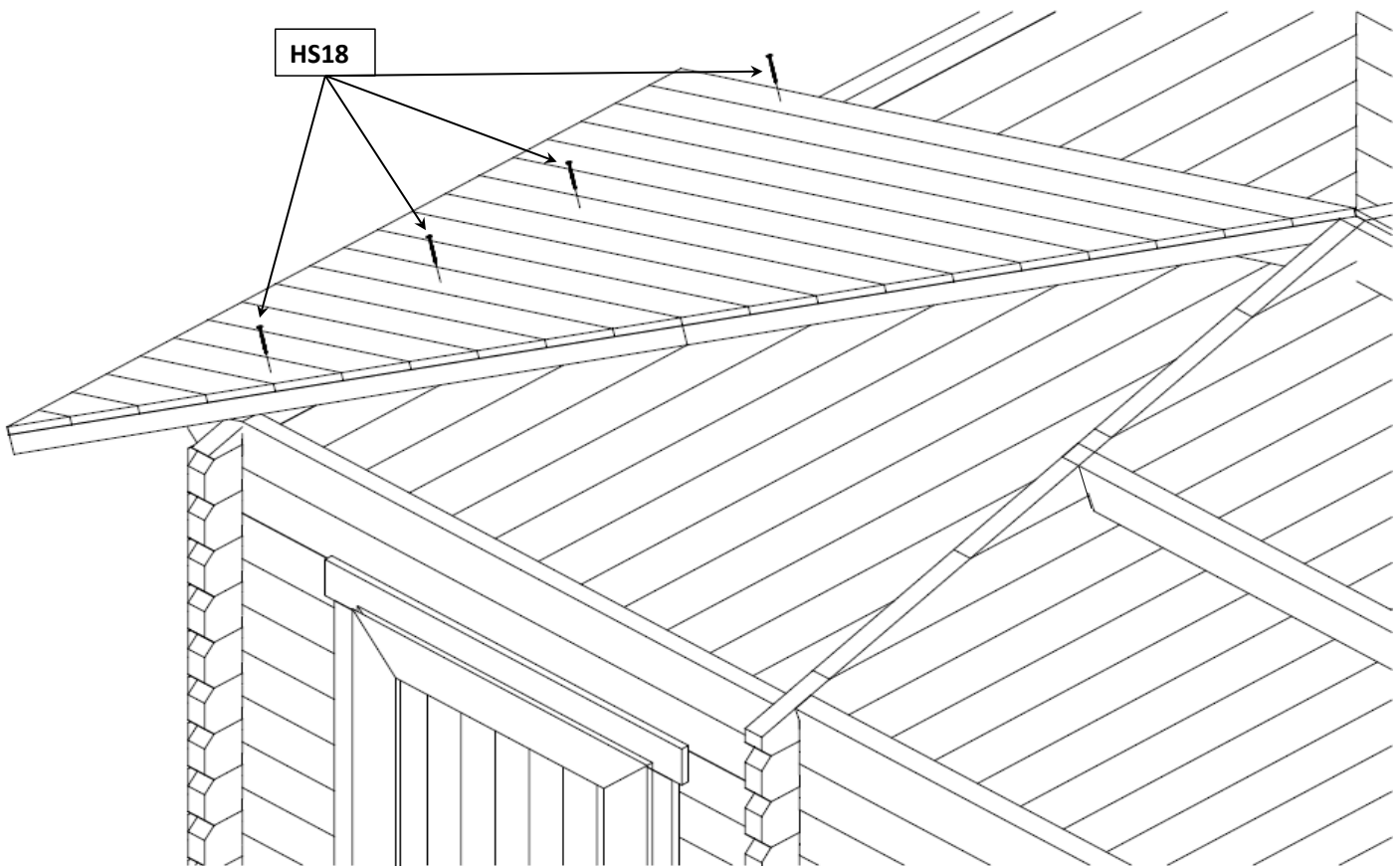
FROM BELOW - VUE DE DESSOUS - ANSICHT VON UNTEN



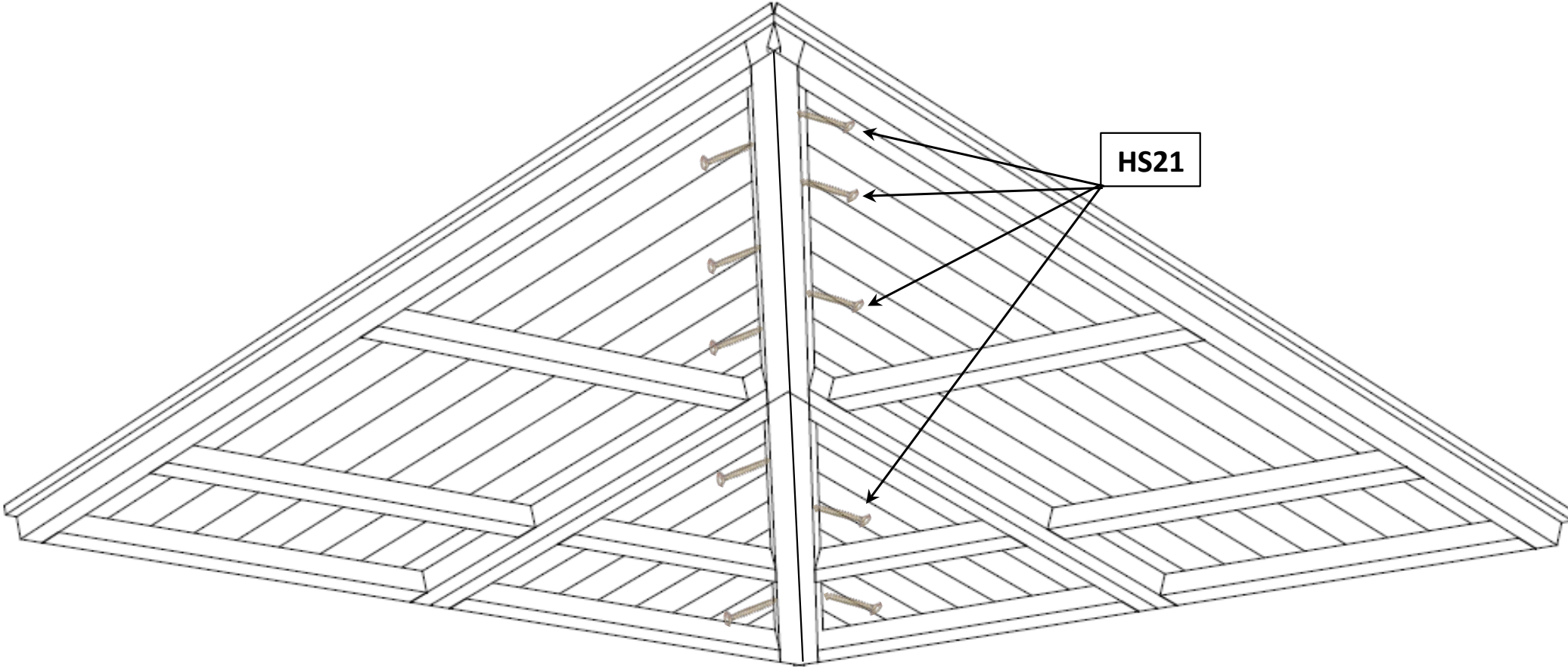
FROM BELOW - VUE DE DESSOUS - ANSICHT VON UNTEN

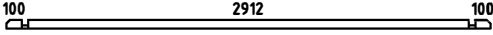
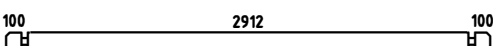

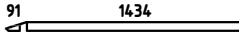

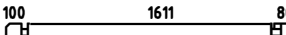


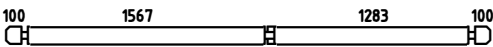
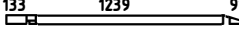

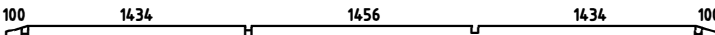

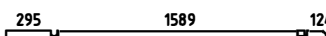



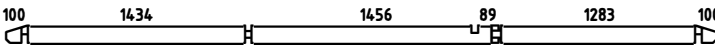




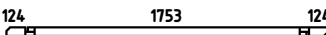
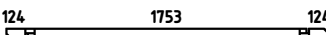
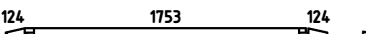


TOP VIEW - ANSICHT VON OBEH - VUE DE DESSUS








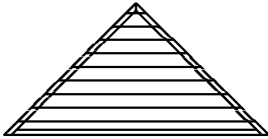
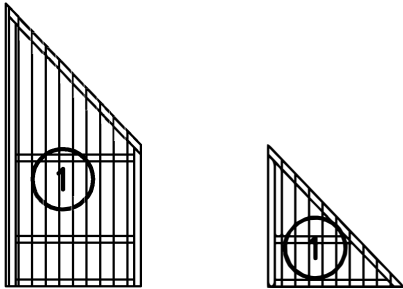



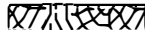



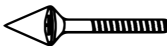















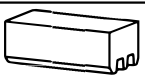




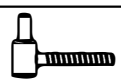

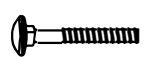


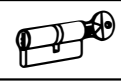
FROM BELOW - VUE DE DESSOUS - ANSICHT VON UNTEN

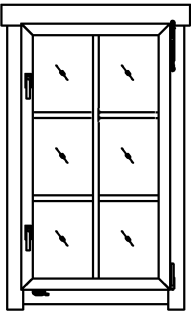
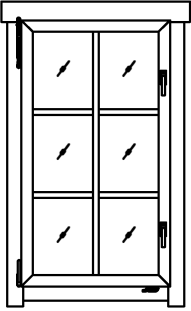
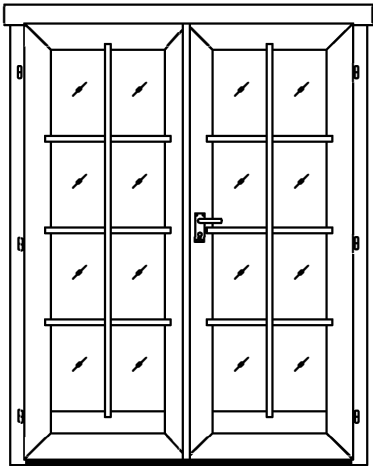
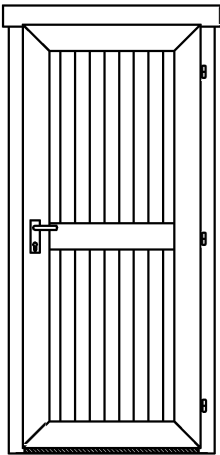


| Pos | 08.03.2016 | Piecelist - Stücklist - Liste des composants | 13/17 | Q. | P. (mm) | L. (mm) |
|-----|------------|-------------------------------------------------------------------------------------|-------|----|------------|------------|
| 001 | |  | | 2 | 44x57 | 3200 |
| 002 | |  | | 36 | 44x114 | 3200 |
| 003 | |  | | 1 | 44x57 | 1569 |
| 004 | |  | | 2 | 44x57 | 1569 |
| 010 | |  | | 1 | 44x57 | 1897 |
| 011 | |  | | 6 | 44x114 | 1897 |
| 012 | |  | | 11 | 44x114 | 589 |
| 013 | |  | | 11 | 44x114 | 589 |
| 014 | |  | | 1 | 44x114 | 3200 |
| 015 | |  | | 1 | 44x57 | 1569 |
| 016 | |  | | 18 | 44x114 | 4700 |
| 017 | |  | | 1 | 44x114 | 4700 |
| 018 | |  | | 17 | 44x114 | 439 |
| 019 | |  | | 6 | 44x114 | 2114 |
| 020 | |  | | 11 | 44x114 | 806 |
| 021 | |  | | 11 | 44x114 | 589 |
| 022 | |  | | 1 | 44x114 | 4700 |
| 023 | |  | | 1 | 44x114 | 4700 |
| 024 | |  | | 1 | 44x57 | 310 |
| 025 | |  | | 17 | 44x114 | 310 |
| 026 | |  | | 17 | 44x114 | 310 |
| 027 | |  | | 1 | 44x57 | 310 |
| 028 | |  | | 1 | 44x57 | 2125 |
| 029 | |  | | 1 | 44x57 | 2125 |
| 030 | |  | | 1 | 44x57 | 2125 |

| Pos | 08.03.2016 | Piecelist - Stücklist - Liste des composants | 14/17 | Q. | P. (mm) | L. (mm) |
|-------|-------------------------------------------------------------|----------------------------------------------|-------|----|------------|------------|
| W2-1 | | | | 1 | | |
| IAR1 | FOUNDATION - FUNDAMENT - FONDATION | | | 1 | 70x45 | 4490 |
| IAR2 | FOUNDATION - FUNDAMENT - FONDATION | | | 1 | 70x45 | 3137 |
| IAR8 | FOUNDATION - FUNDAMENT - FONDATION | | | 1 | 70x45 | 2850 |
| IAR3 | FOUNDATION - FUNDAMENT - FONDATION | | | 1 | 70x45 | 2013 |
| IAR4 | FOUNDATION - FUNDAMENT - FONDATION | | | 1 | 70x45 | 1567 |
| IAR7 | FOUNDATION - FUNDAMENT - FONDATION | | | 7 | 45x45 | 2850 |
| IAR6 | FOUNDATION - FUNDAMENT - FONDATION | | | 1 | 45x45 | 2542 |
| IAR5 | FOUNDATION - FUNDAMENT - FONDATION | | | 1 | 45x45 | 2054 |
| SR1 | RAFTER - DACHSPARREN - CHEVRON | | | 4 | 44x140 | 1845 |
| RV1 | | | | 2 | 44x44 | 1456 |
| PR1 | ROOF BEAM - DACHBALKEN - PANNE DE TOIT | | | 1 | 44x140 | 1544 |
| A-PR1 | ROOF BEAM - DACHBALKEN - PANNE DE TOIT | | | 2 | 44x140 | 1500 |
| | FLOOR BOARDS - FUSSBODENBRETTER - LAME DE PLANCHER | | | 18 | 90x18 | 2930 |
| | FLOOR BOARDS - FUSSBODENBRETTER - - LAME DE PLANCHER | | | 1 | 90x18 | 2930 |
| | FLOOR BOARDS - FUSSBODENBRETTER - - LAME DE PLANCHER | | | 1 | 90x18 | 2890 |
| | FLOOR BOARDS - FUSSBODENBRETTER - - LAME DE PLANCHER | | | 1 | 90x18 | 2800 |
| | FLOOR BOARDS - FUSSBODENBRETTER - - LAME DE PLANCHER | | | 1 | 90x18 | 2710 |
| | FLOOR BOARDS - FUSSBODENBRETTER - - LAME DE PLANCHER | | | 1 | 90x18 | 2620 |
| | FLOOR BOARDS - FUSSBODENBRETTER - - LAME DE PLANCHER | | | 1 | 90x18 | 2530 |
| | FLOOR BOARDS - FUSSBODENBRETTER - - LAME DE PLANCHER | | | 1 | 90x18 | 2440 |
| | FLOOR BOARDS - FUSSBODENBRETTER - - LAME DE PLANCHER | | | 1 | 90x18 | 2350 |
| | FLOOR BOARDS - FUSSBODENBRETTER - - LAME DE PLANCHER | | | 1 | 90x18 | 2260 |
| | FLOOR BOARDS - FUSSBODENBRETTER - - LAME DE PLANCHER | | | 1 | 90x18 | 2170 |

| Pos | 08.03.2016 | Piecelist - Stücklist - Liste des composants | 15/17 | Q. | P. (mm) | L. (mm) |
|-------|------------|--------------------------------------------------------------------------------------------------------------------|---------------------------------------------------------------------------------------|----|------------|------------|
| | | FLOOR BOARDS - FUSSBODENBRETTER - - LAME DE PLANCHER |  | 1 | 90x18 | 2080 |
| | | FLOOR BOARDS - FUSSBODENBRETTER - - LAME DE PLANCHER |  | 1 | 90x18 | 1990 |
| | | FLOOR BOARDS - FUSSBODENBRETTER - - LAME DE PLANCHER |  | 1 | 90x18 | 1900 |
| | | FLOOR BOARDS - FUSSBODENBRETTER - - LAME DE PLANCHER |  | 1 | 90x18 | 1810 |
| | | FLOOR BOARDS - FUSSBODENBRETTER - - LAME DE PLANCHER |  | 1 | 90x18 | 1720 |
| | | FLOOR BOARDS - FUSSBODENBRETTER - LAME DE PLANCHER |  | 33 | 90x18 | 1430 |
| | | ROOF BOARDS - DACHBRETTER - VOLIGES |  | 34 | 90x18 | 1868 |
| CS | | CEILING SHIELD - ELEMENT - PANNEAU DE TOITURE |  | 1 | | |
| EL | | ROOF SHIELD - ELEMENT - PANNEAU DE TOITURE |  | 4 | | |
| EL | | ROOF SHIELD - ELEMENT - PANNEAU DE TOITURE |  | 4 | | |
| | | FLOOR FILLET-FUSSBODENLEISTE - CORNIERE DE FINITION DU PLANCHER |  | | 18x18 | 19.59 |
| TB1 | | EAVES BOARD - TRAUFBRETT - BANDEAU DE TOIT |  | 4 | 18x90 | 2587 |
| TB2 | | EAVES BOARD - TRAUFBRETT - BANDEAU DE TOIT |  | 2 | 18x90 | 3674 |
| DRV-1 | | ROOF EDGE REINFORCEMENT - DACHRANDVERSTÄRKUNG - CORNIERE DE RENFORT DE BORD DE TOIT |  | 2 | 44x44 | 1478 |
| KFS-1 | | STORM PROTECTION - STURMLEISTE - - LATTE ANTI-TEMPETE |  | 5 | 22x45 | 2500 |
| FS1 | | WINDOW HANDLE FITTINGS - FENSTERGRIFF - POIGNÉE D'OUVERTURE DE FENETRE |  | 4 | | |
| FSP | | BOLT FOR WINDOW HANDLE FITTINGS - BOLZEN FÜR FENSTERGRIFF BESCHLAG - BOULON POUR POIGNÉE D'OUVERTURE DE FENETRE |  | 8 | | |

| Pos | 08.03.2016 | Piecelist - Stücklist - Liste des composants | 16/17 | Q. | P. (mm) | L. (mm) |
|------|-------------------------------------------------------------------------------------------------------------|---------------------------------------------------------------------------------------|-------|-----|------------|------------|
| HS13 | SCREW FOR TRIANGULAR FIXING - MONTAGENSCHRAUBE FÜR DREIECKIGE - - VIS D'ASSEMBLAGE POUR TRIANGLE |  | | 10 | 4x60 | |
| HS18 | SCREW FOR ROOF BEAMS - SCHRAUBEN FÜR DACHBALKEN - VIS POUR PANNE DE TOIT |  | | 9 | 5x120 | |
| HS16 | SCREW FOR 1. WALL BEAM - SCHRAUBE FÜR 1. BOHLENREIHE - VIS DE FIXATION DES FONDATIONS |  | | 10 | 5x90 | |
| HS1 | SCREW FOR GEORGIAN BARS - SCHRAUBE FÜR SPROSSEN - VIS DE BARRES GEORGIANNE |  | | 28 | 2.5x20 | |
| HS4 | SCREW FOR DOOR FILLET - SCHRAUBE ZUR BEFESTIGUNG TÜRLEISTE - VIS D'ASSEMBLAGE DU CADRE DE PORTE |  | | 5 | 3x30 | |
| HS12 | SCREW FOR EAVES BOARDS - SCHRAUBEN FÜR TRAUFBRETTEN - VIS DE FIXATION POUR BANDEAU DE TOIT |  | | 40 | 4x40 | |
| HS18 | SCREW FOR FUNDAMENT - SCHRAUBEN ZUR BEFESTIGUNG FUNDAMENT - VIS POUR FONDATION |  | | 22 | 5x120 | |
| HS18 | SCREW FOR SHIELD - SCHRAUBEN ZUR ELEMENT VIS POUR DE PANNEAU DE TOITURE |  | | 48 | 5x120 | |
| HS16 | SCREW FOR FUNDAMENT - SCHRAUBEN ZUR BEFESTIGUNG FUNDAMENT - VIS POUR FONDATION |  | | 2 | 5x90 | |
| HS16 | SCREW FOR DOOR JAMB - SCHRAUBE FÜR TÜRRAHMEN - VIS DE FIXATION POUR MONTANT DE PORTE |  | | 4 | 5x90 | |
| HS21 | SCREW FOR SHIELD - SCHRAUBEN ZUR ELEMENT VIS POUR DE PANNEAU DE TOITURE |  | | 120 | 6x80 | |
| NF2 | ZN NAIL FOR FLOOR FILLET - ZN NÄGEL FÜR FUSSBODENLEISTE - POINTE POUR CORNIERE DE FINITION DU PLANCHER |  | | 39 | 1.4x40 | |
| TL5 | SET OF DOOR LOCK COVERS - SCHLOSSBLENDEN - SET DE GARNITURES DE SERRURE DE PORTE |  | | 2 | | |
| SH44 | HAMMER BLOCK - SCHLAGHOLZ - CALLE DE FRAPPE |  | | 1 | | |
| HS25 | SCREW FOR DOORSTEP - SCHRAUBEN FÜR SWELLE - VIS DE FIXATION DU SEUIL DE PORTE |  | | 5 | 4.5x65 | |
| SFS | NUT FOR STORM PROTECTION - SCHRAUBENMUTTER FÜR STURMLEISTE - ÉCROU POUR LAME ANTI-TEMPETE |  | | 10 | D8 | |
| NF4 | ZN NAIL FOR ROOF - ZN NÄGEL FÜR DACHBRETTEN - POINTES DE FIXATIONS DES VOLIGES DE TOIT |  | | 120 | 2x50 | |
| NF4 | ZN NAIL FOR FLOOR - ZN NÄGEL FÜR FUSSBODENBRETTEN - CLOUS POUR PLANCHER |  | | 361 | 2x50 | |
| | MALE BOLT HINGE FOR DOOR - TÜRRIEGEL - PARTIE MALE DE CHARNIERE DE PORTE |  | | 6 | 16/52 | |
| HS13 | SCREW FOR ROOF EDGE REINFORCEMENT - SCHRAUBEN FÜR DACHRANDVERSTÄRKUNG - VIS POUR RENFORT DE BORD DE TOIT |  | | 8 | 4x60 | |
| BFS | BOLT FOR STORM PROTECTION - BOLZEN FÜR STURMLEISTE - VIS POUR LAME ANTI-TEMPETE |  | | 10 | 8x80 | |
| DFS | WASHER FOR STORM PROTECTION - DICHTSCHEIBE FÜR STURMLEISTE - RONDELLE POUR LAME ANTI-TEMPETE |  | | 10 | D8 | |
| TL4 | DOOR HANDLE FITTINGS - TÜRGRIF - SET DE GARNITURES DE SERRURE DE PORTE |  | | 2 | | |
| | CYLINDER LOCK - ZYLINDERSCHLOSS - CYLINDRE DE SERRURE |  | | 2 | 30/35 | |
| | | | | | | |

| Pos | 08.03.2016 Piecelist - Stücklist - Liste des composants 17/17 | Q. | P. (mm) | L. (mm) |
|-----|------------------------------------------------------------------------------------------------------------------------------------------------------------------------------|----|------------|------------|
| | WINDOW - FENSTER - FENETRE 710x1224 SGC AK.1.106.SSP  | 1 | | |
| | WINDOW - FENSTER - FENETRE 710x1224 SGC AK.1.106.SSV  | 1 | | |
| | DOOR - TÜR - PORTE 1494x1957 TC TUK.1.108.SVP.MMb  | 1 | | |
| | DOOR - TÜR - PORTE 835x1900 TC UL.2.100.IVP.MMd  | 1 | | |