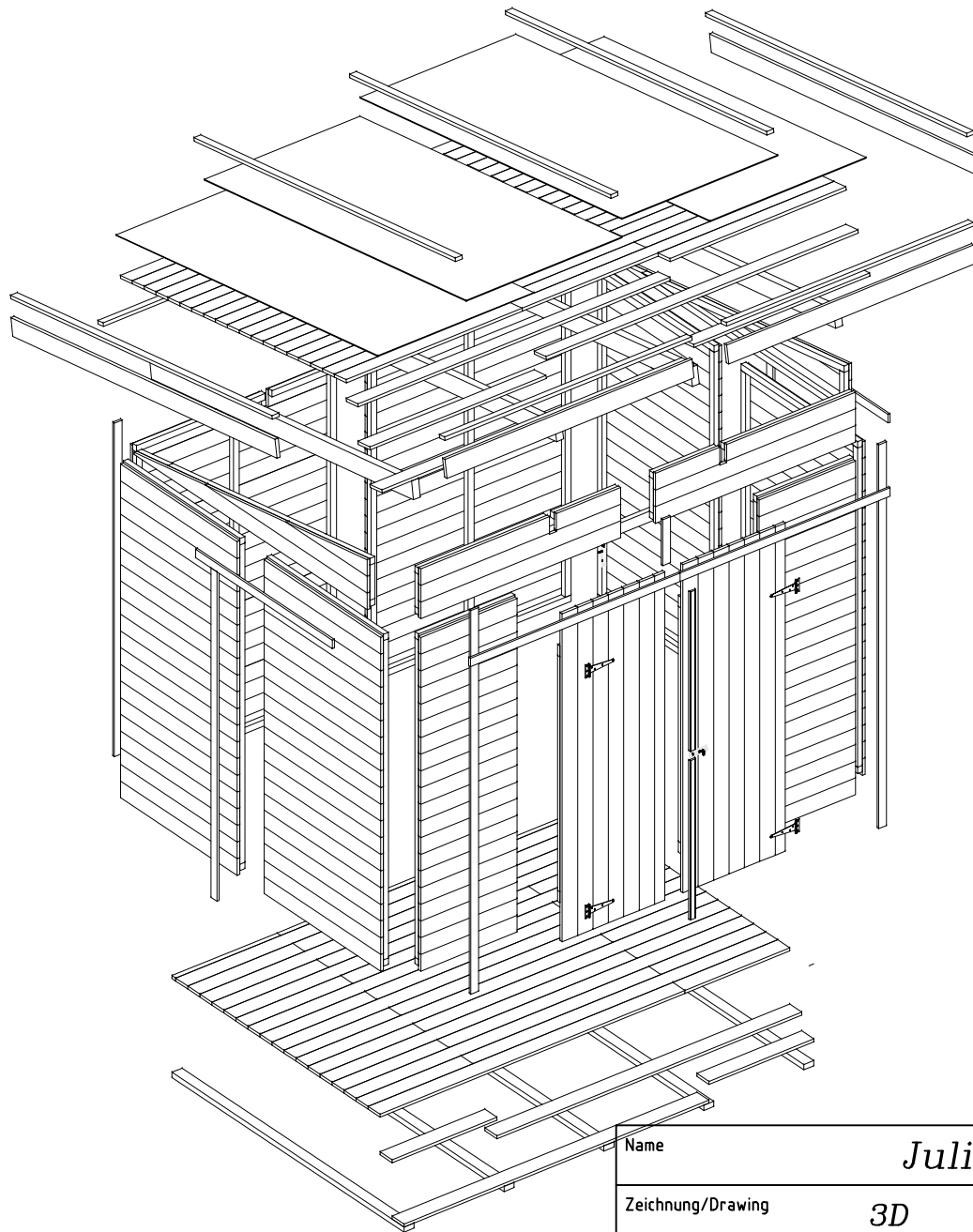


Name	<i>Julian 175x240_16</i>		
Zeichnung/Drawing	<i>3D</i>		
Profil/Profile	<i>1.6x8.9</i>	Datum/Date	<i>28.02.2023</i>



Name

*Julian 175x240\_16*

Zeichnung/Drawing

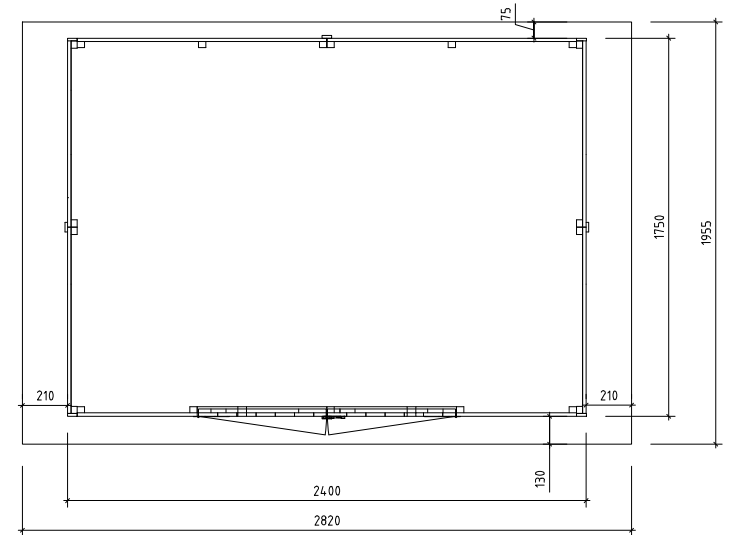


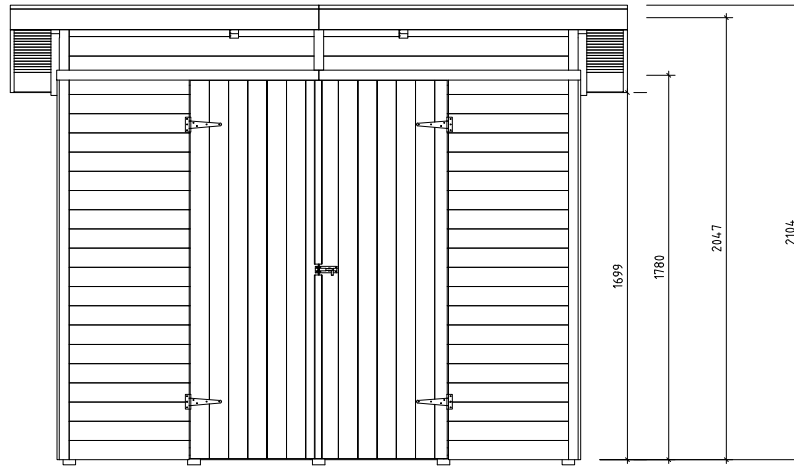

*3D*

Profil/Profile

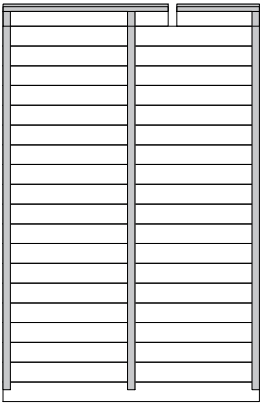
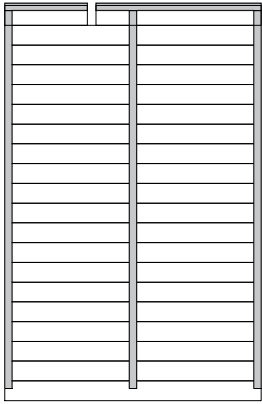


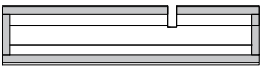

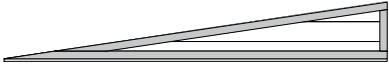
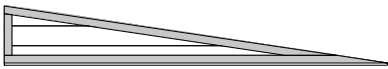
*1.6x8.9*


















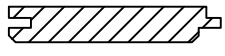
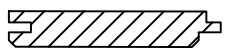


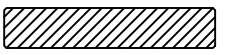
Datum/Date

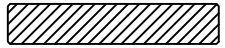
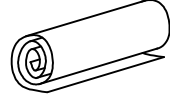
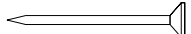

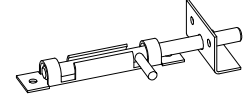
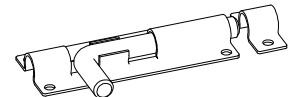
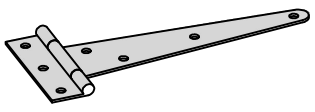




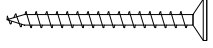
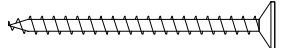
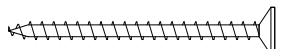
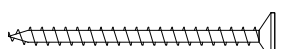

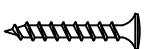
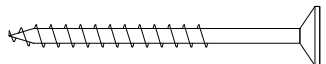
*28.02.2023*



Name	Julian 175x240_16		
Zeichnung/Drawing	Grundplan_Plan		
Profil/Profile	1.6x8.9	Datum/Date	27.02.2023

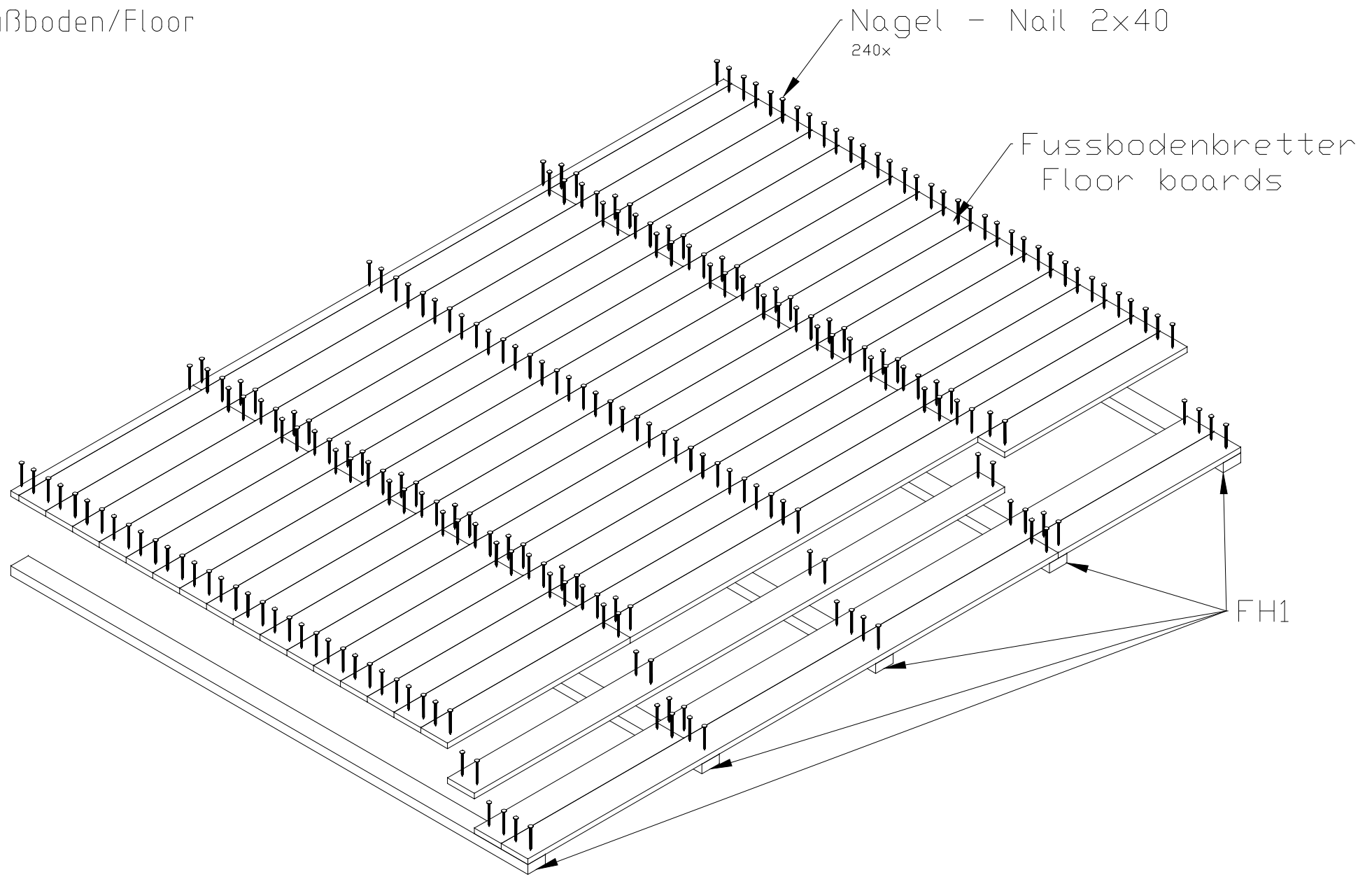
Pos	Teileliste/Specification Julian 175x240_16	Stck Pcs.	Profil Profile (mm)	Länge Length (mm)
EL1		1	1156x1791	
EL2		1	1156x1791	
EL3		4	863x1791	
EL4		2	556x1791	
EL5		1	1156x267	
EL6		1	1156x267	
EL7		1	1726x267	
EL8		1	1726x267	
Kood	Julian 175x240_16	Materjal		Leht 1/3

Pos	Teileliste/Specification Julian 175x240_16		Stck Pcs.	Profil Profile (mm)	Länge Length (mm)
	DOORS		1+1	596x1750	
LT10		LATTEN - STUDS	2	34x28	1156
LT11		LATTEN - STUDS	4	34x28	863
LT12		LATTEN - STUDS	2	34x28	556
FH1		FUNDAMENTHOLZ - FOUNDATION BEAM	5	58x28	1718
LE10		LEISTE - LATH	1	58x28	1200
LE2		LEISTE - LATH	5	45x12	1935
LE1		LEISTE - LATH	5	45x12	1780
LE3		LEISTE - LATH	2	45x12	1758
LE7		LEISTE - LATH	2	45x12	1428
LE6		LEISTE - LATH	2	45x12	1410
LE9		LEISTE - LATH	2	45x12	1213
LE8		LEISTE - LATH	2	45x12	1012
LE4		LEISTE - LATH	2	45x12	267
LE5		LEISTE - LATH	1	45x12	245
PF1		PFETTEN - PURLINS	4	40x95	1960
UPL1		Windleiste - Wind slat	2	35x10	850
	DACHBRETTER - ROOF BOARDS		22+1 18+1	89x16 113x16	1802
	DACHBRETTER - ROOF BOARDS		22 18	89x16 113x16	1018
	FUSSBODENBRETTER - FLOOR BOARDS		20+1 16+1	89x16 113x16	1762
	FUSSBODENBRETTER - FLOOR BOARDS		20 16	89x16 113x16	607
G01-1	GIEBELBRETTER - GABLE BOARDS 18x95		2	18x95	1980
Kood	Julian 175x240_16		Materjal		Leht 2/3

Pos	Teileliste/Specification Julian 175x240_16		Stck Pcs.	Profil Profile (mm)	Länge Length (mm)
T01-1	TRAUFENBRETTER - EAVES BOARDS 18x95		2	18x95	1428
KP-1	DACHPAPPE - ROOFING FELT	 ✓		2.1m-4st	8.4 jm
NG02	NÄGEL - NAILS 2.0x40 Fussbodenbretter - Floor boards		240		
NG2 550	NÄGEL - NAILS 2.5x50 Dachbretter - Roof boards		220		
R02	RIEGEL - LATCH 02- mit Schrauben - with screws		2		
R03	RIEGEL - LATCH 03		1		
H02	T-SCHARNIER - T-HINGE 150mm KZN		4		
SR30	Schrauben - Screws 3.0x20 Windleiste - Wind slat		6		
SR3 025	Schrauben - Screws 3.0x25 Leiste 45x12		68		
SR32	Schrauben - Screws 3.0x30 Riegel - Latch 03		6		
SR3 545	Schrauben - Screws 3.5x45 Giebelbretter - Gable boards		6		
SR3 545	Schrauben - Screws 3.5x45 Traufenbretter - Eaves boards		6		
SR44	Schrauben - Screws 4.0x60 LT10, LT11, LT12		18		
SR44	Schrauben - Screws 4.0x60 Element + Element		39		
SR44	Schrauben - Screws 4.0x60 Element + Fussboden / Floor		24		
SR44	Schrauben - Screws 4.0x60 LE10		4		
SR4130	Schrauben - Screws 4.1x30 T-Scharnier - T-Hinge		28		
SR5 070	Schrauben - Screws 5.0x70 Pfetten - Purlins		8		
	✓ - Bitte selber anpassen (falls nötig)! / Cut into length on site (if needed)!				
Kood	Julian 175x240_16		Materjal		Leht 3/3

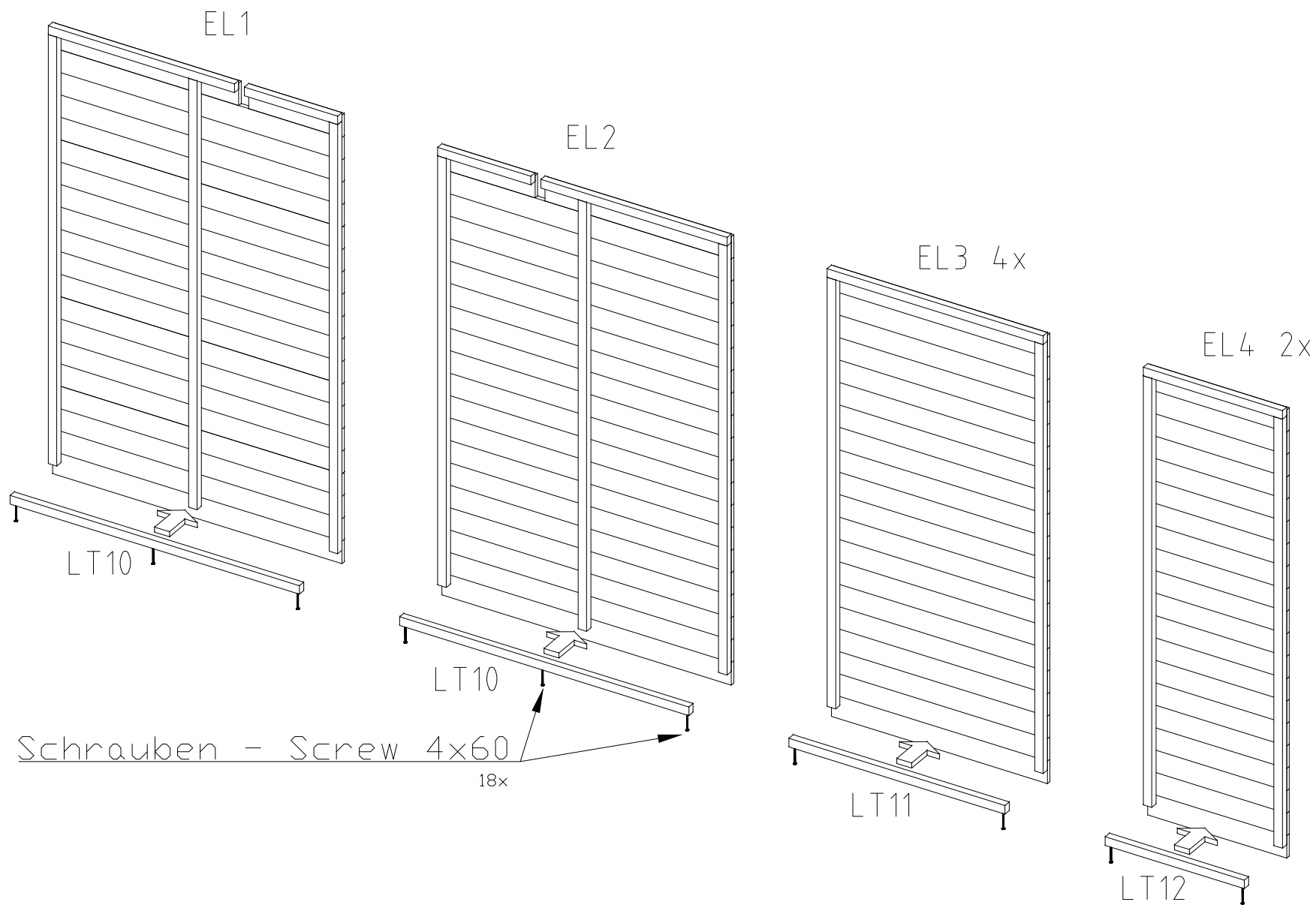
# Aufbau Anleitung für/Installation guide for "Julian 175x240\_16"

## 1. Fußboden/Floor



# Aufbau Anleitung für/Installation guide for "Julian 175x240\_16"

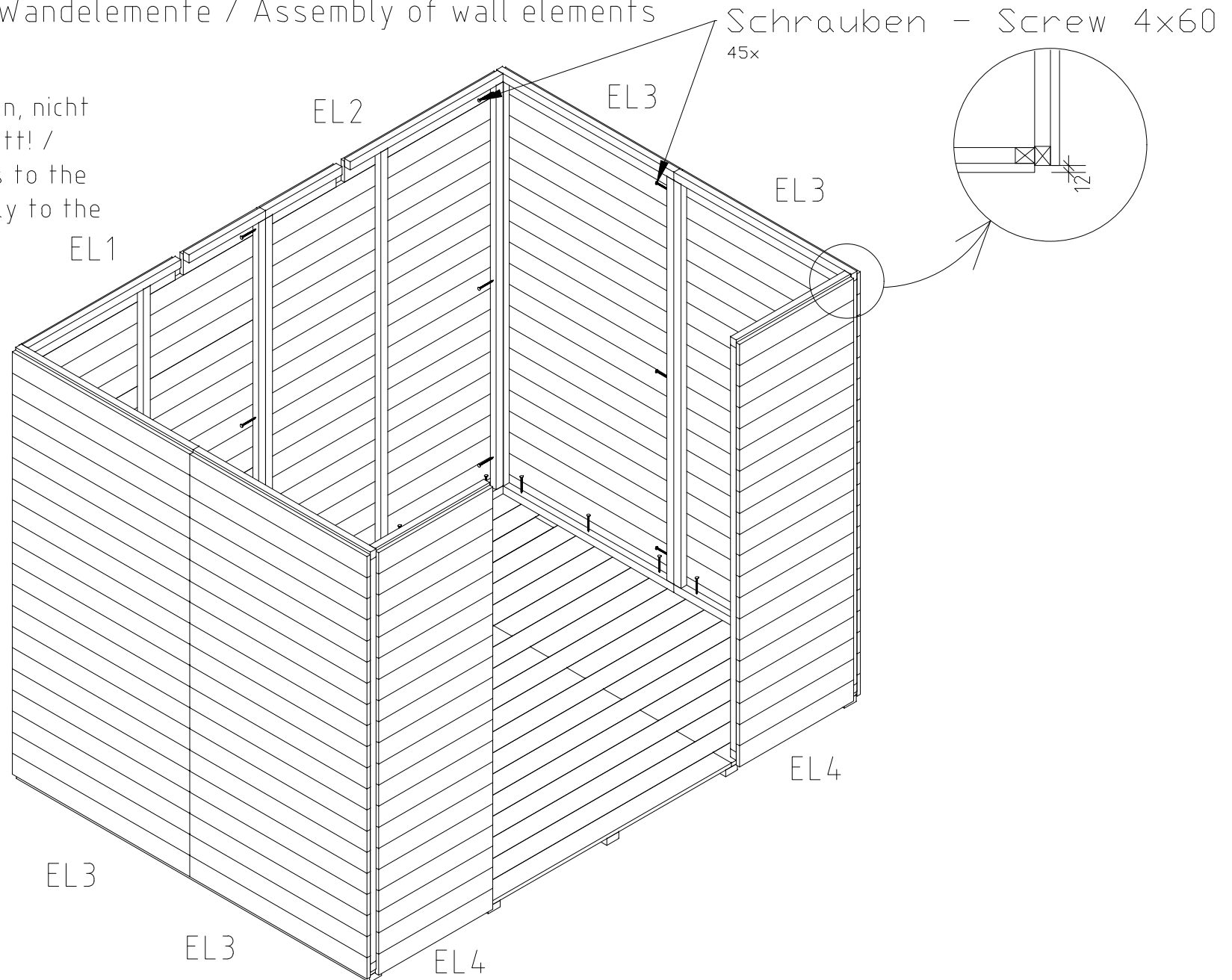
## 2.1 Montage der Wandelemente / Assembly of wall elements



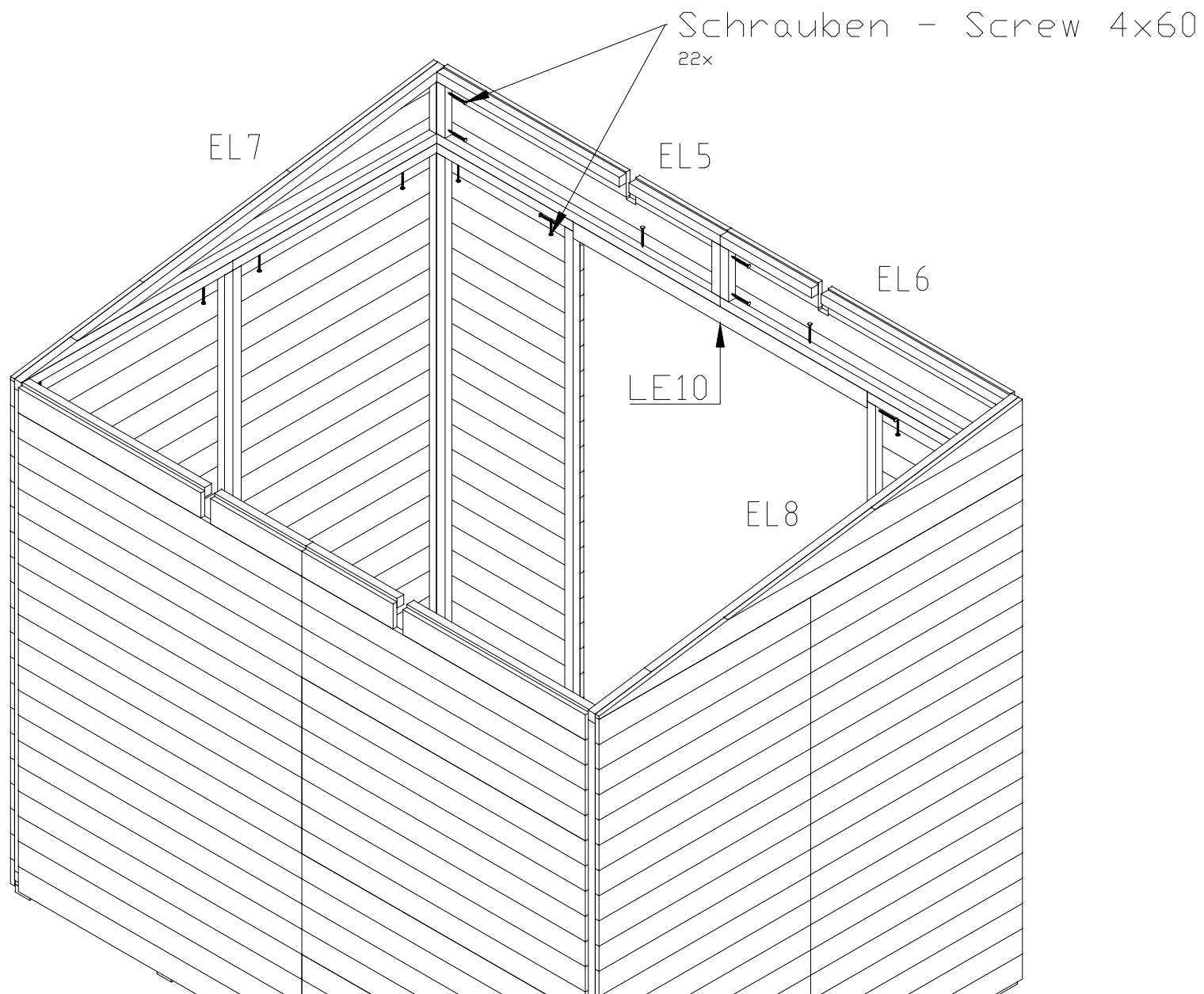


## 2.2 Montage der Wandelemente / Assembly of wall elements

Das Wandelement an den Fundamentholz befestigen, nicht nur an den Fussbodenbrett! / Attach the wall elements to the foundation beams not only to the floorboards!



## 2.3 Montage der Wandelemente / Assembly of wall elements

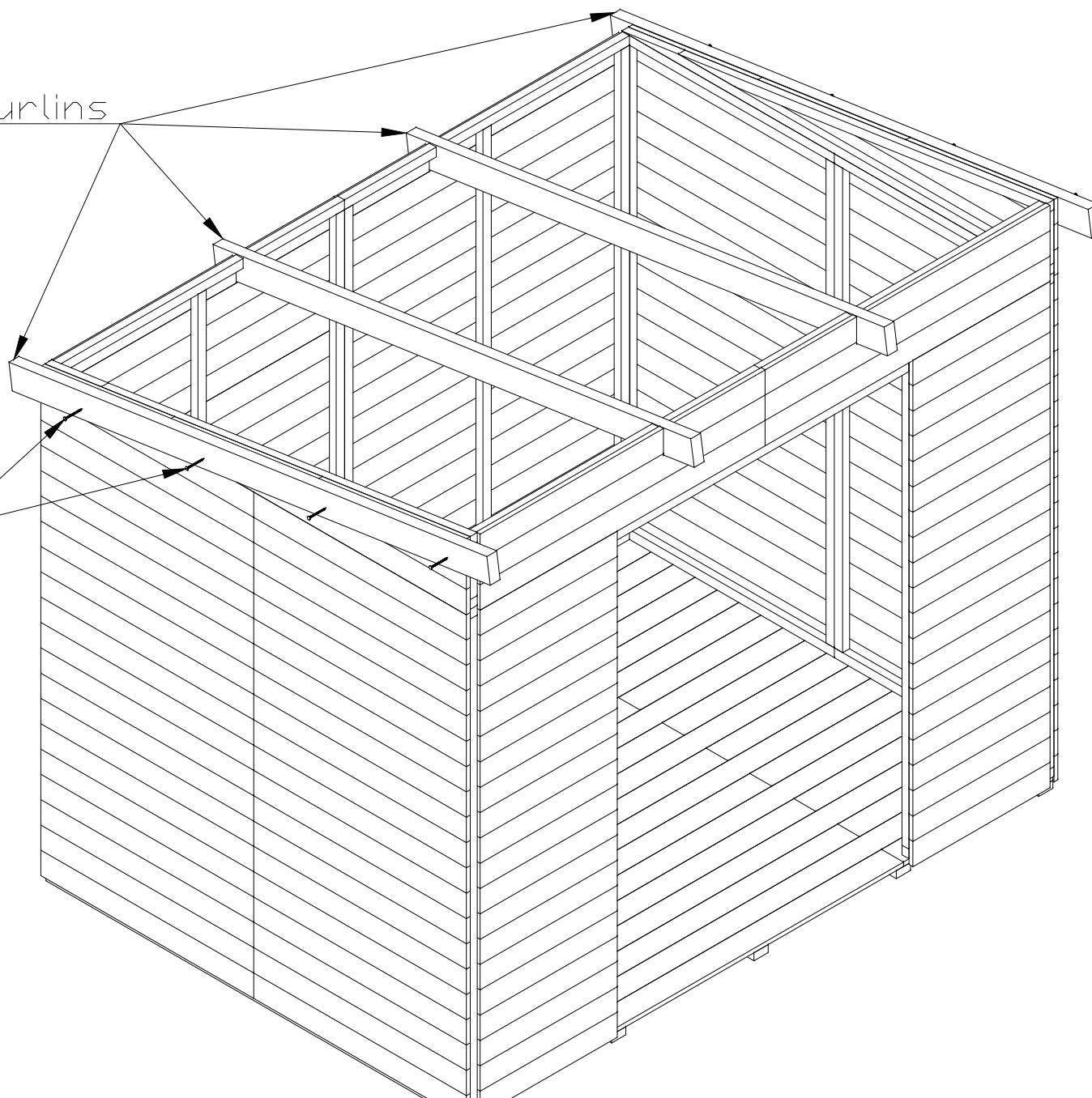


Aufbau Anleitung für/Installation guide for "Julian 175x240\_16"

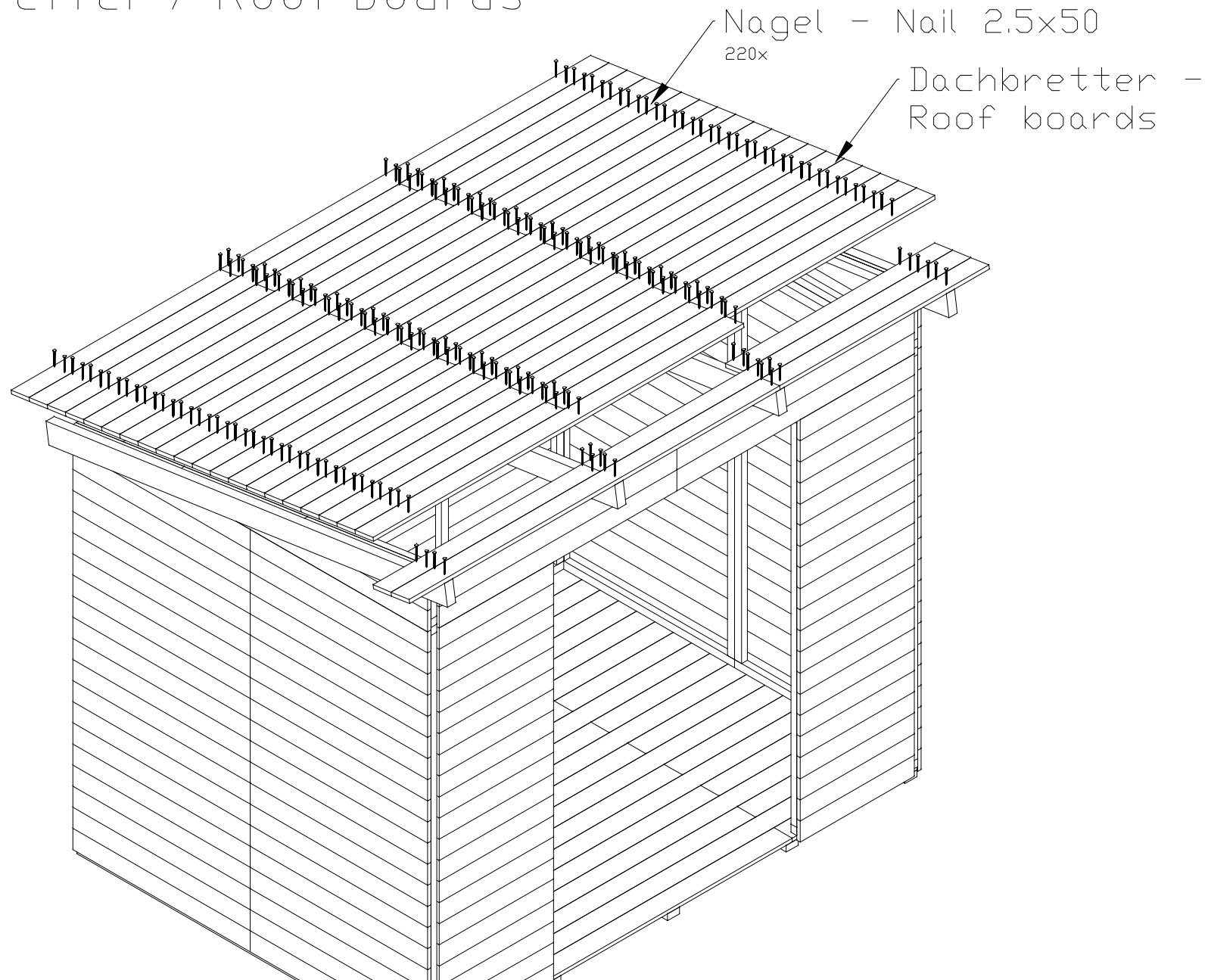
3 Pfetten/Purlins

Pfetten - Purlins

Schrauben -  
Screw 5x70  
8x

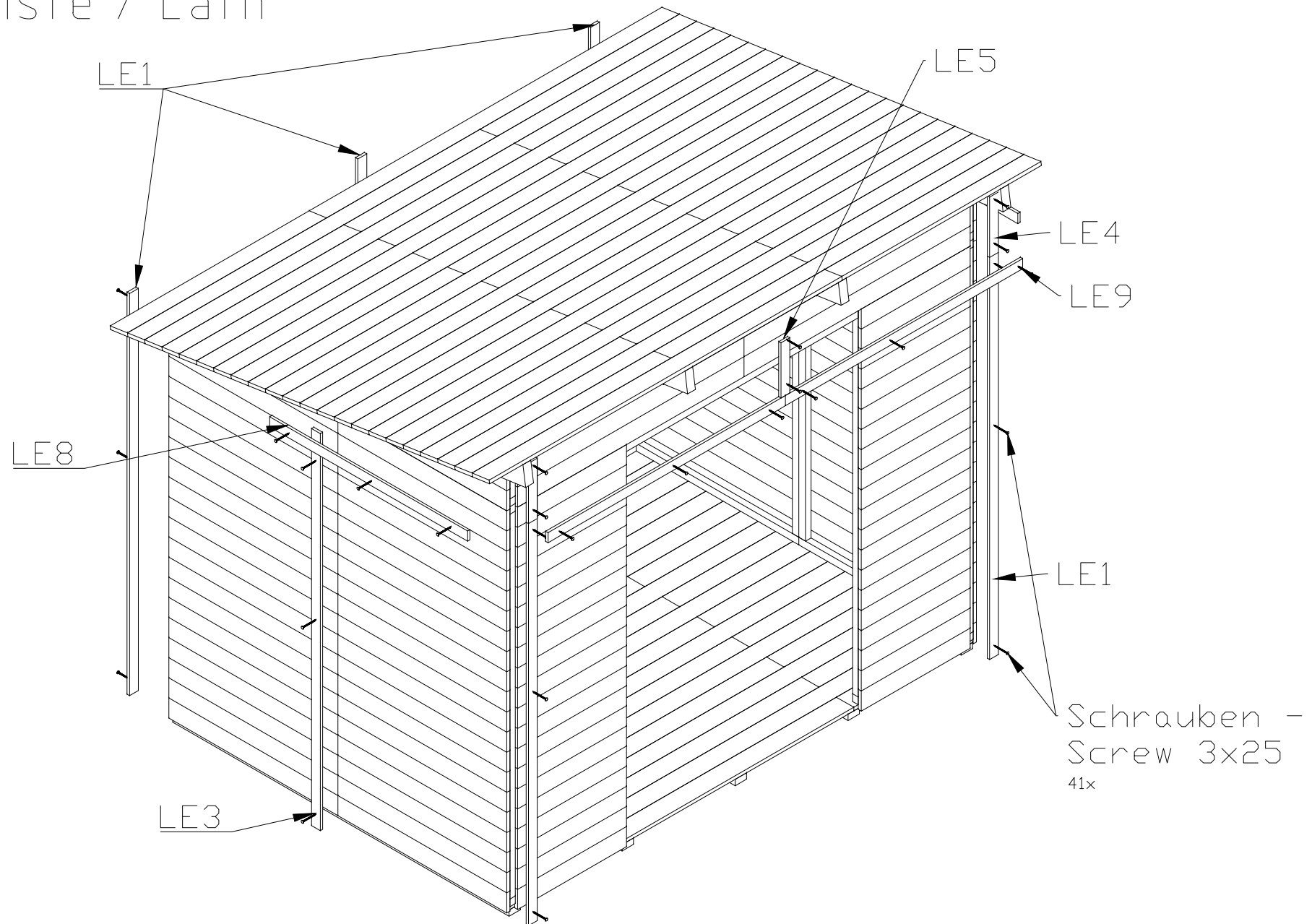


## 4 Dachbretter / Roof boards



Aufbau Anleitung für/Installation guide for "Julian 175x240\_16"

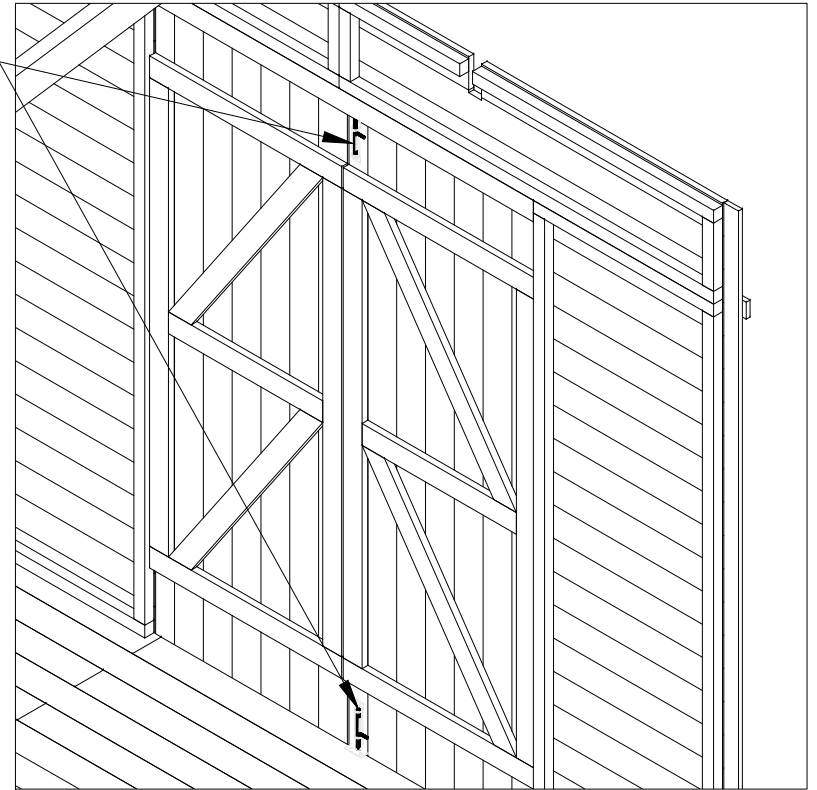
5 Leiste / Lath



Aufbau Anleitung für/Installation guide for "Julian 175x240\_16"

6 Tür / Door

Riegel - Latch 02



Riegel - Latch 03

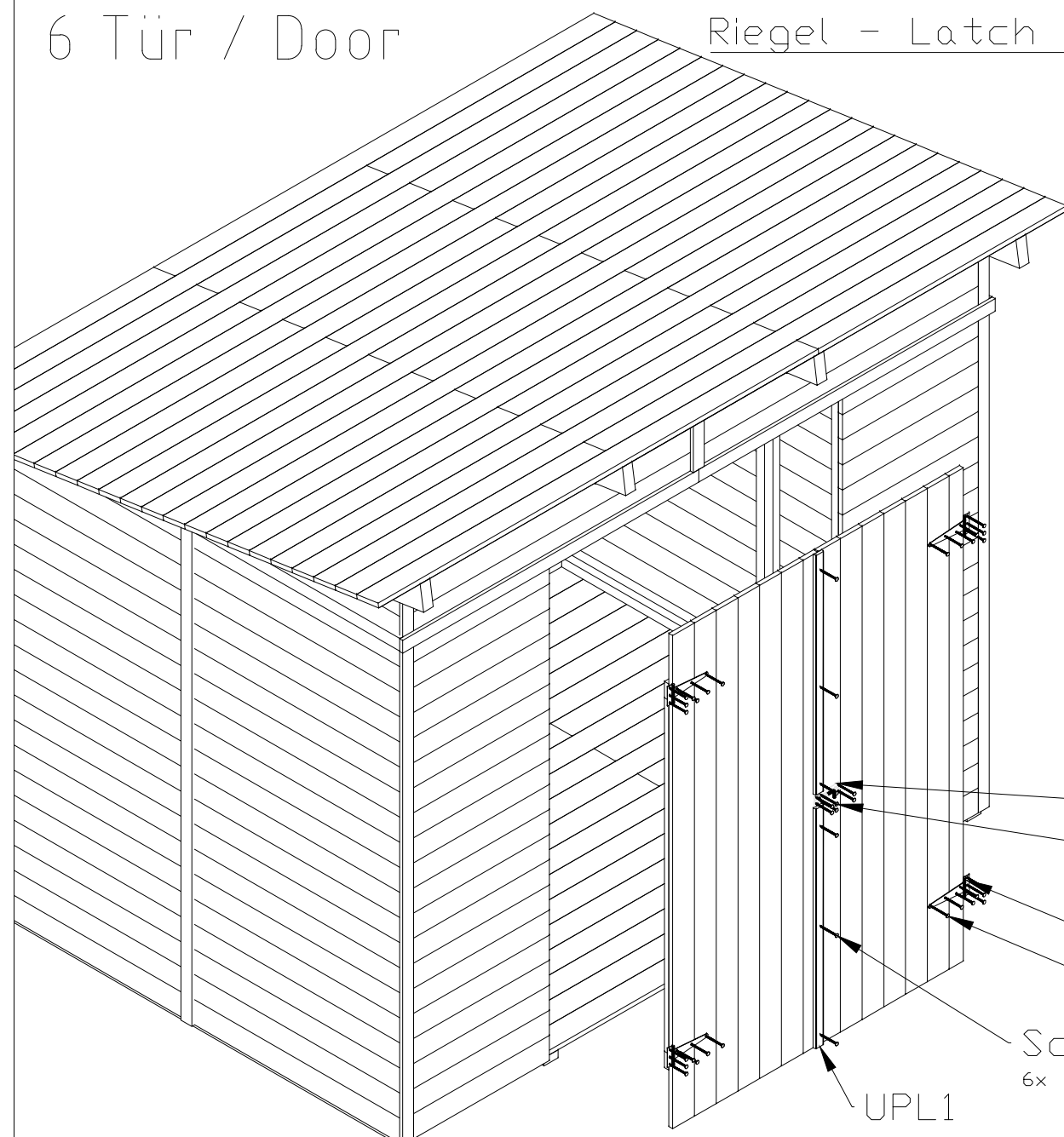
Schrauben - Screw 3x30  
6x

T-Scharnier - T-Hinge

Schrauben - Screw 4.1x30  
28x

Schrauben - Screw 3x20  
6x

UPL1



## 7 Dachleiste/ Roof strips

